



# FISCAL YEARS 2024–2025 ENVIRONMENTAL PROGRAMS ACQUISITION STRATEGY (EPAS)

AUGUST 2023

NAVFAC HEADQUARTERS  
1322 PATTERSON AVENUE BUILDING 33  
WASHINGTON, D.C. 20374

## Table of Contents

1 EXECUTIVE SUMMARY .....	4
2 STRUCTURE AND INTENDED AUDIENCE .....	5
2.1 STRUCTURE .....	5
2.2 INTENDED AUDIENCE .....	5
3 BACKGROUND AND PROGRAM REQUIREMENTS.....	5
3.1 STRATEGIC FOCUS AREAS .....	5
3.1.1 APPROPRIATE USE AND PARTICIPATION OF SMALL BUSINESS.....	6
3.1.2 BALANCED USE OF FIXED PRICE CONTRACTS .....	7
3.1.3 CONTINUED FOCUS ON PERFORMANCE BASED CONTRACTING .....	7
3.1.4 APPROPRIATE USE OF MULTIPLE AWARDS CONTRACTS .....	7
3.1.5 MANAGEMENT OF GRANTS AND COOPERATIVE AGREEMENTS .....	8
3.1.6 INTERAGENCY ACQUISITION .....	9
3.1.7 HEADQUARTERS ACQUISITION COMPONENT .....	9
3.1.8 ENVIRONMENTAL ACQUISITION PROCESSES OPTIMIZATION .....	10
3.2 HEADQUARTERS REQUIREMENTS.....	11
4 ACQUISITION IMPLEMENTATION .....	12
4.1 EXISTING CONTRACTS .....	12
4.2 PROPOSED CONTRACT ACTIONS.....	13
4.2 BUSINESS ARRANGEMENT .....	15
4.3 Risks .....	17
4.4 COMPETITION .....	18
4.5 METRICS .....	18
4.5.1 APPROPRIATE USE OF SB SET-ASIDE CONTRACTS .....	18
4.5.2 INCREASE USE OF FP CONTRACTS VERSUS COST-REIMBURSEMENT TYPE CONTRACTS .....	20
4.5.3 APPROPRIATE USE OF MACS.....	22
4.5.4 USE OF COOPERATIVE AGREEMENTS .....	24
4.6 METRICS TRACKING AND STRATEGY UPDATE.....	25
5 SERVICES REQUIREMENTS REVIEW BOARD .....	25
6 REFERENCES .....	26
7 ACQUISITION STRATEGY REVIEW AND DECISION AUTHORITY .....	27
ENCLOSURE A.1 – EXISTING CONTRACTS.....	28
ENCLOSURE A.2 – PROPOSED CONTRACTS.....	32

ENCLOSURE B – NAVFAC LANT EBLAS FY23-FY25 .....	34
ENCLOSURE C – NAVFAC PAC EBLAS FY23-FY25 .....	34
ENCLOSURE D – NAVFAC EXWC EBLAS FY23-FY25 .....	34

#### Table of Contents for Figures

Figure 1 – NAVFAC SB Goal Achievements – FY 12 – FY 21 .....	6
Figure 2 – Total FY24-25 contract Capacity (M) .....	12
Figure 3 - Total FY24-25 Contract Usage (%) .....	12
Figure 4 Contracts by Capacity for FY21-23 .....	14
Figure 5- Proposed Contracts by Capacity for FY23-25 .....	15
Figure 6 - Contracts by Capacity for each FEC .....	15
Figure 7 - Proposed Contracts by Capacity for each FEC .....	15
Figure 8 - Planned and Actual SB Contracts in FY 20 - 21 in Percentage .....	20
Figure 9 - Planned and Actual SB Contracts in FY20 -21 in Dollars .....	20
Figure 10 - Planned SB Contracts in FY 22 - 25 in Percentage .....	20
Figure 11- Planned SB Contracts in FY22-25 in Dollars .....	20
Figure 12- Planned and Actual FP Contracts in FY 20 - 21 in percentage .....	21
Figure 13 - Planned and Actual FB Contracts in FY 20-21 in Dollars .....	21
Figure 14- Planned FP contracts in FY 22-25 in Percentage .....	22
Figure 15 - Planned FP Contracts in FY 22 -25 in Dollars .....	22
Figure 16 - Planned and Actual MACs in FY20-21 in Percentage .....	23
Figure 17 - Planned and Actual MACs in FY 20 -21 in Dollars .....	23
Figure 18 - Planned MACs in FY 22-25 in Percentage .....	24
Figure 19 - Planned MACs in FY 22-25 in Dollars .....	24

#### Table of Contents for Tables

Table 1 - NAVFAC HQ EVP Acquisition Actions .....	10
Table 2- Summary of FY 23 -25 Requirements .....	11
Table 3-Proposed Major Upcoming Contracts.....	14
Table 4-Proposed Contract Action - By Approach .....	15
Table 5- NAVFAC EVP SB Planned Goals for FY22-25.....	19
Table 6- FY20 Planned and Actual SBC Metric.....	19
Table 7- FY21 Planned and Actual SBC Metric.....	19
Table 8- FY 20 Planned and Actual FPC Performance.....	21
Table 9- FY 21 Planned and Actual FPC Performance.....	21
Table 10- FY 22-25 Planned FPC Performance.....	22
Table 11- FY20 Planned and Actual MAC Performance .....	23
Table 12- FY21 Planned and Actual MAC Performance .....	23
Table 13- FY22-25 Planned MAC Performance .....	23
Table 14 - FY20 - 25 Corporative Agreements for LANT .....	24
Table 15 - FY 20 - 25 Corporative Agreements for PAC .....	24

# 1 EXECUTIVE SUMMARY

The Naval Facilities Engineering Systems Command (NAVFAC) Environmental Programs Acquisition Strategy (EPAS) focuses on a balanced and diversified approach to meet Command-wide program requirements to increase acquisition and assistance options and flexibility, minimize risk exposure, meet political and legislative mandates, improve the program execution, and increase competition by making the best solutions available to meet the full range of the product line's corporate and client needs. This strategy considers opportunities for consolidating acquisition and assistance efforts across the NAVFAC Areas of Responsibility (AORs).

The goal of the NAVFAC EPAS is to continually match the type of work to be performed with the most cost-effective and efficient type of acquisition and assistance vehicles to meet the mission of our Environmental Programs (Cleanup, Compliance, Environmental Planning, Natural and Cultural Resources). The NAVFAC Fiscal Year 2024 – 2025 (FY24-25) EPAS will continue to focus on the development of a balanced and diversified approach to meet Command-wide program requirements. The intent of this focus is to increase acquisition and assistance options and flexibility, minimize risk exposure, and meet political and legislative mandates. This strategy also considers opportunities for consolidating acquisition and assistance efforts across the NAVFAC AORs. Most importantly, this strategy strives to improve the program execution and increase competition by making the best solutions available to meet the full range of the product line's supported commands.

A primary objective of this acquisition strategy is to ensure that sufficient contract capacity exists and other appropriate mechanisms are available to meet program requirements. The previous projected total requirement for the NAVFAC Environmental Programs (EVP) in FY24-25 is \$2.9B, which will be executed through the use of new contract actions, external NAVFAC acquisitions, and cooperative agreements (CAs) to allow sufficient capacity for new project requirements. The midyear FY23 projected total requirement for the NAVFAC Environmental Programs (EVP) in FY24-25 is \$3.4B to address additional polyfluoroalkyl substances (PFAS) remediation.

In line with the political and legislative contracting mandates, NAVFAC EVP has established the following primary reportable metrics to allow the EPAS to increase the acquisition options and flexibility and minimize risk exposure:

- Small Business (SB). Continue the emphasis on small business participation with a goal of at least 37% per year.
- Fixed Priced Contract (FP). Ensure a proper balance of fixed-priced and cost-plus contract vehicles, with a goal to utilize fixed-priced contracting 65% of the time.
- Multiple Awards Contract (MAC). Continue to promote an environment of competition at the task order (TO) level with a goal of 25% of obligations on multiple award contracts.

The FY24-25 EPAS also continues a focus on the management of interagency and intra-Navy acquisitions, grants, and CAs. While the vast majority of the product line's requirements are met by NAVFAC's own contract capabilities, certain interagency and intra-Navy acquisitions are required to leverage other

Department of Defense (DoD) and Government agencies contracting capabilities, and are in the interest of cooperation and coordination. In FY24-25, the EVP plans to continue the use of interagency and intra-Navy acquisitions, as well as CAs. Reportable metric for FY24 and beyond may be added on the use of these tools for better resource planning at Echelon III and IV Commands.

This EPAS is supported by the individual strategies of each NAVFAC Echelon III Command (NAVFAC Atlantic [LANT], NAVFAC Pacific [PAC], and the Naval Facilities Engineering, Expeditionary, and Warfare Center [EXWC]). The Echelon III strategies, which are enclosures to this document, provide a greater level of detail to the overall NAVFAC EPAS.

## 2 STRUCTURE AND INTENDED AUDIENCE

### 2.1 STRUCTURE

The EPAS consists of an over-arching NAVFAC EVP acquisition strategy with the Echelon III strategies included as enclosures to this document. The Echelon III strategies provide a greater level of detail to the overall NAVFAC EPAS by the areas of region (Enclosures B, C, and D).

The tabulation and analysis of the requirements for NAVFAC LANT include the following Echelon IV commands: NAVFAC Mid-Atlantic (ML), Southeast (SE), and Washington (WASH). The tabulation and analysis of the requirements for NAVFAC PAC include the following Echelon IV commands: NAVFAC Northwest (NW), Southwest (SW), and Hawaii (HI).

### 2.2 INTENDED AUDIENCE

The NAVFAC EPAS is intended for inside and outside NAVFAC communities who practice and are interested in the Environmental Acquisition Strategy. The NAVFAC EVP in its entirety is posted on the private NAVFAC webpage. The overall NAVFAC EPAS with the exception of Enclosures B, C, and D is available on the NAVFAC public website for public use (link: <https://www.navfac.navy.mil/Business-Lines/Environmental/About-Us/Opportunities/>).

## 3 BACKGROUND AND PROGRAM REQUIREMENTS

### 3.1 STRATEGIC FOCUS AREAS

This acquisition strategy is developed to support NAVFAC's full range of the EVP products and services in support of Navy and Marine Corps facilities across the world. This strategy covers the Environmental Restoration Program which includes the Environmental Restoration, Navy (ER,N) program and the Base Realignment and Closure (BRAC) reimbursable work; the Environmental Quality Program which includes the Environmental Compliance, Environmental Planning, and Natural and Cultural Resources programs; as well as the Tactical Training Theater Assessment and Planning (TAP) Program.

This EPAS incorporates current DoD and DON guidance on the Management and Oversight Process for the Acquisition of Services (MOPAS). The purpose of this strategy is to analyze Command-wide workload projections for our environmental programs, to evaluate our current contracts and their capacity to meet

program requirements, to develop plans for future contract requirements, and to track and project contract usage in order to achieve the EVP's strategy goals, which are further described in this section.

### 3.1.1 APPROPRIATE USE AND PARTICIPATION OF SMALL BUSINESS

The EVP strives to provide opportunities to small business (SB). The EVP has a strong history of promoting SB participation in both prime contract awards and subcontract obligations. In 2022, NAVFAC won the DON Acquisition excellence award for the highest small business spending rate. Consistent with the requirements in Public Law and the Federal Acquisition Regulations (FAR) on SB Programs, the EVP will continue to pursue SB contracting and support mentor-protégé opportunities to balance and diversify the contracting toolbox, and to develop a strong industrial base. Additional SB contracting will provide greater flexibility and alternatives to help achieve best value, minimize dependency on a small number of large business contractors, and subsequently reduce risk exposure. Historically, between FY12 and FY22, NAVFAC's SB planned goal ranges from 28% and 55% (Figure 1). NAVFAC was marginally below its SB goals in FY18 due to the general condition contracts for hurricane relief in North Carolina and China Lake in FY18 and FY19. The EVP sets an overall SB goal of 37%; under this strategy the EVP's emphasis is on the appropriate and optimal use of SB in meeting the goal.

The use of SB set-aside contracts in the natural and cultural resources product line would likely require market research that covers the full range of natural and cultural resources work, not just the most common types of work. This will enable EVP and Contracting (CON) to ensure that small businesses are properly qualified to perform the work of the proposed scopes in their entirety. The natural and cultural resources projects are very diverse; they require significantly different specialties and specialists, have uncommon requirements, and have a high risk of unsuccessful contract performance. Thorough and specific market research is critical for the successful application of a SB set-aside contract.

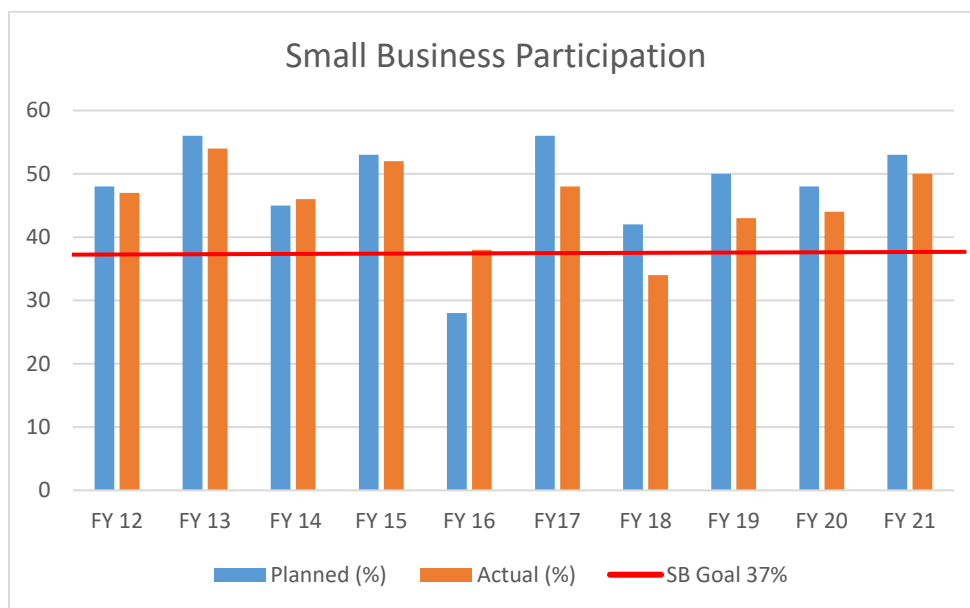


Figure 1 – NAVFAC SB Goal Achievements – FY 12 – FY 21

### 3.1.2 BALANCED USE OF FIXED PRICE CONTRACTS

The EVP will continue to find opportunities for expanding the use of Fixed Priced (FP) contracts where appropriate. Traditionally, NAVFAC has extensively used the support of cost-plus award fee contracts, particularly in the ER,N and BRAC programs. These contract mechanisms will continue to be an important part of this balanced acquisition strategy given the inherent complexities in the nature of the work performed under the product line. However, with the increasing maturity of the cleanup program and the decreasing level of uncertainties, there are situations where FP vehicles may be more appropriate. The goal is to ensure that a full-array of contract tools are available to meet corporate and client needs for quality products and services, competitive pricing, and timely execution. Based on experience and the optimal balance to meet program requirements for FP contracts, the current target for this metric is 65%.

### 3.1.3 CONTINUED FOCUS ON PERFORMANCE BASED CONTRACTING

The EVP will continue to promote the use of performance-based contracting (PBC) in all projects where performance work statements may improve contract performance while reducing cost and risk to the Government. Additional guidance on the use of performance-based contracting in the EVP was issued under separate correspondence in reference (NAVFACENGCOM letter 5090 Ser 040024/ENC-RS, 2004).

NAVFAC has implemented a MOPAS as required by the NAVFAC/DON/DoD. MOPAS has been established to ensure that service acquisitions utilize PBC requirements to the maximum extent practicable; are properly planned and administered; and that the outcomes of those acquisitions are identifiable and measurable.

Further, EVP in collaboration with CON and the Office of Counsel (OOC) have developed a standardized template of Performance Work Statement (PWS) for environmental restoration contracts and task orders (TOs) to facilitate the use of PBC within the product line. The PWS template can be modified to be used for the full spectrum of environmental types of work. The PWS templates for basic contracts and TOs can be found in the link provided in Section 3.1.8.

### 3.1.4 APPROPRIATE USE OF MULTIPLE AWARDS CONTRACTS

Over the last several years, the product line has increased the utilization of multiple award contracts (MACs) within our available acquisition tools to establish a continued environment of competition through to the TO level.

Overall, EVP promotes the use of MACs to the extent appropriate, relevant and applicable. MACs provide the needed environment for competition at contract and TO levels. Related to this goal, Section 843 of the National Defense Authorization Act for FY 2008, Public Law 110-181, "Enhanced Competition Requirements for Task and Delivery Order Contracts," became effective 27 May 2008. This strategy further promotes the emphasis on TO competition with a goal to obligate 25% of new requirements on MACs.

Within EVP, MACs have demonstrated success in the following product lines:

Product Line	Type of Work
EV-3	<ul style="list-style-type: none"> <li>• Performing the long-term maintenance/monitoring (LTM)</li> <li>• Performing the long-term remedial action operation (RAO) activities</li> <li>• Constructing remedial action systems</li> <li>• Performing time and non-time critical removal actions</li> </ul>

Within EVP, challenges for implementing MACs primarily lies within the natural and cultural resources products as they are often unique and require a diverse mix of highly specialized personnel. Other challenges when implementing MACs are: poor or lack of market research that leads to inability to obtain a desired level of technical expertise required on specific TOs; inconsistent evaluation factors and best practices that lead to excessive time to award TOs. To overcome this challenge, additional training should be provided on using MACs and contracts should be started earlier to allow time to obtain the appropriate market research. The selection factors/criteria for trade-offs and Low Price Technically Acceptable (LPTA) basic contracts, key personnel, and corporate experience can be found in the link provided in Section 3.1.8.

### 3.1.5 MANAGEMENT OF GRANTS AND COOPERATIVE AGREEMENTS

This strategy focuses on the continued management of grants and CAs, particularly with those used to implement Integrated Cultural Resources Management Plans, Integrated Natural Resources Management Plans and the Navy's Cost Reimbursement initiative under the Environmental Restoration Program.

The use of grants and CAs represents less than 1% of the projected total requirement for the NAVFAC EVP in FY24-25; however, they serve as important tools for executing the program requirements. CAs are used to enter into a relationship where the principal purpose is to transfer anything of value to carry out a public purpose authorized by a law of the United States (31 U.S.C.610(3), n.d.). Currently, the strategy does not set up a metric for the use of grants and CAs; however, the NAVFAC EVP may add reportable metrics for the use of grants and CAs for better resource planning at Echelon III and IV Commands.

The use of CAs is laid out in 31 United States Code (U.S.C.) §6305. On 17 August 2006, ASN (I&E) delegated authority to the Commander, NAVFAC, to enter into CAs for Cultural Resources Management under 10 U.S.C. 2684 and for Natural Resources Management under 16 U.S.C. 670c-1 (ASN I&E, 2006). On 23 August 2006, the NAVFAC Commander re-delegated this authority to NAVFAC HQ Assistant Commander for Contracting and Deputy Director for Contracting. NAVFAC HQ Assistant Commander for Contracting further delegated this authority to no lower than the Chief of the Contracting Office at the Echelon IV Commands as required.

10 U.S.C. 2687 authorizes the DoD to enter into CAs for caretaker functions at facilities closed under the Defense BRAC Act of 1990 and to enter into grants and CAs to execute Defense Environmental Restoration Program (DERP) actions. As for DERP actions, 10 U.S.C. 2701(d) authorizes the DoD components to pursue



alternative approaches to the Defense and State Memorandum of Agreement (DSMOA) for reimbursing costs of state services where appropriate. Alternative approaches are subject to the appropriate state or territorial regulatory agency agreeing to negotiate a separate agreement that complies with all applicable legal requirements.

CAs are primarily solicited through Grants.gov or through the Cooperative Ecosystems Studies Unit (CESU) network.

### 3.1.6 INTERAGENCY ACQUISITION

An interagency acquisition (IA) is an assistance vehicle by which an agency needing supplies or services (requesting agency) obtains them from another agency. Types of interagency acquisitions may be assisted acquisitions within or outside DoD, direct acquisitions within or outside DoD, in-house work within or outside DoD, or a combination of these types. An assisted acquisition is a type of interagency contracting through which acquisition officials of a DoD or non-DoD agency award a contract or a task or delivery order for the acquisition of supplies or services on behalf of the DoD (requesting agency). A direct acquisition is a type of interagency contracting through which DoD orders a supply or service from a Government-wide acquisition contract maintained by a non-DoD agency. Accordingly, NAVFAC's local policy and procedures for Interagency and Intra-Navy Acquisitions are in the Business Process Management System (BPMS) S-17.1.7. This strategy identifies the planned use of interagency acquisitions, as they will also continue to be an important part of the Product line's acquisition tools. However, because the use of interagency and intra-Navy acquisitions is limited to specialized scopes/requirements, the EPAS does not specify any metric or goal.

### 3.1.7 HEADQUARTERS ACQUISITION COMPONENT

In the interest of achieving completeness in the evaluation of the product line's acquisition requirements, this EPAS also identifies areas that receive funding related to program requirements at the NAVFAC HQ level. The majority of these requirements are met by agreements and interagency and intra-Navy acquisitions with other federal and state agencies, or by HQ support contracts awarded through NAVFAC. All external contracts or agreements are processed in accordance with NAVFAC policy on Interagency and Intra-Navy acquisitions, BPMS S-17-1-7. Table 1 summarizes the historical actuals and the projected requirements up to FY25.

Table 1 - NAVFAC HQ EVP Acquisition Actions

AGREEMENT AND EXTERNAL CONTRACT	FY20 (\$M)	FY 21 (\$M)	FY 22 (\$M)	FY 23 (\$M)	FY 24 (\$M)	FY 25 (\$M)
Civil Engineers Corps Officers School (CECOS) Agreement	0.575	0.65	0.46	0.61	0.62	0.63
Litigation Counsel Agreement	0.604	0.75	0.46	0.48	0.5	0.5
Naval Sea Systems Command (NAVSEA) Radiological Affairs and Safety Office (RASO)	0	0.265	0.32	0.26	0.26	0.26
Agency for Toxic Substance and Disease Registry (ATSDR) - CL and DoD	1.232	1.55	1	0.4	0.5	0
Navy and Marine Corps Public Health Command (NMCPHC) Agreement	0.933	1.105	0.82	1.17	1.1	1.1
Defense and State Memorandum Agreement (DSMOA)	9.557	4.5	13.3	4.8	16	4.5
Interstate Technology and Regulatory Council (ITRC) Agreement	0.15	0.15	0.15	0.15	0.15	0.15
Marine Corps Salary Support Agreement	0.719	0.7	0.7	1	1.2	1.2
Normalized Database (NORM) Support*	0.253	0.25	0.26	0.26	0.26	0.26
Naval Surface Warfare Center - Panama City	0.5	0.5	0.68	0.5	0.5	0.5
U.S. Army Corps of Engineers - Munitions Response Technology Transfer	0.061	0.061	0.066	0.067	0.068	0.068
<b>TOTAL REQUIREMENTS</b>	<b>14.584</b>	<b>10.481</b>	<b>18.216</b>	<b>9.697</b>	<b>21.158</b>	<b>9.168</b>

### 3.1.8 ENVIRONMENTAL ACQUISITION PROCESSES OPTIMIZATION

The NAVFAC EVP, Contracting (CON), and Office of Counsel (OOC) established the Environmental Acquisition Process Optimization (EV-APO) Initiative to develop a more efficient process for executing the pre-award phase in environmental basic contracts and TOs. Implemented by a team of subject matter experts from the EVP, CON, and the OOC, the initiative aimed to produce resources that would result in: 1) consistent practices, 2) reduced cycle time to award, and 3) improved communication and collaboration between EVP and CON personnel through clear definition of roles and responsibilities.

The EV-APO Initiative developed resources in forms of guides, references, best practices, templates, and tips for use in the pre-award steps of environmental contracting (both basic contracts and TOs). The products of this initiative are listed below:

#### Basic Contracts and Task Orders

- 1) Roles and Responsibilities in the Pre-Award Steps of Environmental Contracting
- 2) CPARS Factsheet (new)
- 3) Independent Government Cost Estimate Road Map

#### Basic Contracts

- 4) EVP Guidance for Completing POAM for IDIQ Contracts (Basic Contract/Non A-E & A-E )
- 5) EVP Basic Contract Personnel Evaluation Factor
- 6) EVP Basic Contract Corporate Experience Factor
- 7) Environmental Restoration Performance Work Statement Template
- 8) Technical Evaluation Team (TET) Report Guidance & Tips

## Task Orders

- 9) EVP TO Performance Work Statement Template
- 10) EVP Non-Cost/Price LPTA Factors for MAC TO
- 11) EVP Non-Cost/Price Trade-Off Factors for MAC TO
- 12) EVP Technical Analysis Best Practices and Tips (new)
- 13) EVP Technical Analysis Pre-/Post- Negotiation Memos for Single Award TO
- 14) EVP Trade-Off TO Evaluation Board Report for MAC TO

All resources can be found on the EVB Share Point webpage for the internal NAVFAC/government use only: <https://flankspeed.sharepoint-mil.us/sites/NAVFACHQEV/SitePages/Environmental-Acquisition-Process-Optimization.aspx>.

## 3.2 HEADQUARTERS REQUIREMENTS

The EVP has three programs: EV1, EV2, EV3 and EV4.

EV1 is the Environmental Compliance team which consists of Water, Air and Hazardous Waste compliance funded by Commander Navy Installations Command (CNIC) region and activity reimbursable funds.

EV2/EV5 is the Environmental Planning and conservation including Natural Terrestrial and Marine Resources, Cultural Resources and NEPA Teams funded by CNIC region and activity reimbursable funds.

EV3 is the Environmental Restoration products and services funded by ER,N (Installation Restoration Program and Munitions Response Program) and reimbursables (including BRAC funds)

Requirements are based on the Program Objective Memorandum (POM) controls, while BRAC requirements were established via discussions with BRAC Program Management Office. Reimbursable funds are based on historical data, the EPR database, and discussion with the regions and clients.

Table 2- Summary of FY 23 -25 Requirements

PROGRAMS	FY22 \$ M	FY23 \$ M	FY24 \$ M	FY25 \$ M	Total FY23-25 \$ M
	413.80	538.81	539.22	378.59	1,456.62
COMPLIANCE (EV-1)	162.41	206.15	198.38	185.68	590.21
PLANNING AND CONSERVATION (EV-2/EV-5)	150.29	225.19	218.71	180.80	624.70
Natural Terrestrial and Marine Resources	98.39	95.01	86.98	85.80	267.79
Cultural Resources	20.39	27.51	27.37	22.51	77.40
NEPA	31.51	102.67	104.37	72.48	279.52
OTHER EV-1 and EV-2 REQUIREMENTS	101.10	107.47	122.14	12.10	223.71
COASTAL RESILIENCE/MISSION SUSTAINMENT	0	0	18.00	0	18.00
TOTAL EV-1 and EV-2	413.80	538.81	539.22	378.59	1,456.62
	434.39	497.21	454.80	487.10	1,439.12
RESTORATION (EV-3)					
ER,N TOTAL	341.32	355.33	294.57	353.22	1,003.12
ER,N Studies	171.38	118.36	78.92	136.32	333.60
ER,N Cleanup	107.67	162.15	140.92	138.72	441.79
ER,N RAO/LTM	62.27	74.81	74.74	78.18	227.73
BRAC TOTAL	68.60	128.71	147.73	120.69	397.13
BRAC Studies	14.85	17.79	17.05	18.78	53.62
BRAC Cleanup	30.33	64.50	78.10	41.55	184.15
BRAC RAO/LTM	23.41	46.42	52.59	60.36	159.36
OTHER EV-3 REQUIREMENTS	24.47	13.17	12.50	13.20	38.87
TOTAL EV-3	434.39	497.21	454.80	487.10	1,439.12
TOTAL REQUIREMENTS	848.19	1,036.02	994.03	865.69	2,895.74

## 4 ACQUISITION IMPLEMENTATION

The EPAS relies on various acquisition mechanisms for the optimal sustainment of the requirement execution. The mechanisms consist primarily of contract actions, IAs (external NAVFAC acquisitions), and CAs. Each mechanism can be used across the NAVFAC AORs.

### 4.1 EXISTING CONTRACTS

Overall, the NAVFAC EVP uses diverse contract actions in alignment with the contracting strategic focus areas. Enclosure A.1 lists the existing contracts with the remaining capacity as of May 2023.

Figures 2 and 3 depict remaining capacity (in \$3.9B) of all EVP existing contracts as of Dec 2022. The proportions of the percent used and the remaining capacity are:

- 53% (\$2.27B) SB and 48% (\$1.45B) large/unrestricted business (UB);
- 53% (\$1.22B) MAC and 51% (\$2.88B) single award (SA); and,
- 54% (\$1.3B) Cost-Plus (CP), 46% (\$2.1B) FP, and 6% (\$208) hybrid (CP and FP)

The utilization of most contracts are in the range of 46% to 54%, with exception of the hybrid contract, which was used 6%.

The utilization of the SB has decreased from 60% to 53% and the large/unrestricted business utilization has increased from 40% to 48% when compared to the use from FY21-FY23.

The utilization of MACs has increased from 46% to 53% and the SA utilization has slightly decreased from 54% to 51% when compared to the use from FY21-FY23.

The utilization of CP has decreased from 60% to 54%, FP increased from 28% to 46% and hybrids have decreased from 11% to 6% when compared to the use from FY21-FY23

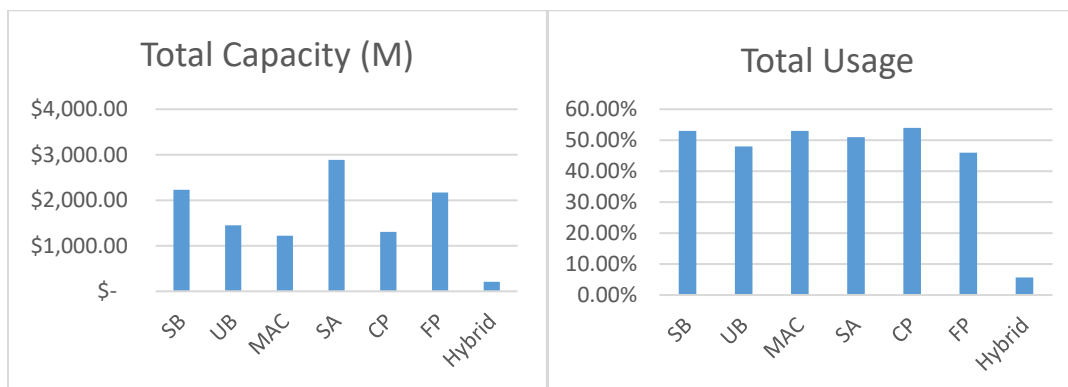


Figure 2 – Total FY24-25 contract Capacity (M)

Figure 3 - Total FY24-25 Contract Usage (%)

## 4.2 PROPOSED CONTRACT ACTIONS

When assessing and putting in place the 3-year contract action planning, the EVP considers the following factors:

- Requirements for meeting the core mission of EVP, including inflation
- Requirements for meeting other reimbursable programs/projects that are relevant to the EVP mission, such as from U.S. Marines Corps Installations, BRAC, Military Constructions and others
- Unplanned requirements from emerging issues, such as chemicals of emerging interest [per- and poly-fluorinated alkyl substances (PFAS), radiological and 1,4-dioxane], replacing and disposing legacy aqueous foam film foaming (AFFF) agent, eliminating direct exposure of select PFAS compounds in on- and off-installation drinking water supplies, CERCLA responses of PFAS, and mitigating risks from vapor intrusion, among the few
- Future shipyard modernization projects and the need for large NEPA IDIQ contracts
- Compliance and Conservation Requirements primarily due to the drinking water contamination at Red Hill, Joint Base Pearl Harbor-Hickam (JBPHH)
- Training efforts for the Oil Spill Response Program (OSRP)

Beginning in FY17, the Environmental Restoration Programs (EV-3) continues to face highly evolving regulations for chemicals of emerging interest. The 2022 National Defense Authorization Act (NDAA) was enacted on 27 December 2021 and included a requirement in Section 341 to complete all PA/SI testing within 2 years of the FY22 NDAA enactment. Consequently, OSD has set a goal of completion of all PA/SIs by the end of FY23. Numerous unplanned actions have been implemented and will continue to be implemented through contract actions. The chemicals of emerging interest also affect how DON complies with the Safe Drinking Water Act and Toxic Substances Control Act. Since FY18, the DON Environmental Restoration Program (Active) has received congressional appropriation plus-ups. Plus-ups include the following: FY18 (\$80M), FY19 (\$36M), FY20 (\$49M) FY21 (\$85M), FY22 (\$91M) and FY23 (\$40M). Increased requirements are expected to continue in FY24-25 to meet the NDAA PFAS requirement.

Based on the factors above, the EPAS considers the following in the planning of the contract actions:

- 18 to 24-Month planning timeframe (pre-award) for major contract actions such as single and multiple award CLEAN contracts or RACs
- Increasing capacity of new contract actions and existing major contract actions through J&A (least preferable)
- Leveraging contract actions across AORs through continuous and periodic discussions between EVP and CON
- 

Between FY23 Quarter 1 (Q1) through FY26, NAVFAC Atlantic plans to award 71 new basic contracts with

a value of \$1.8B. Based on an evaluation of the existing contract expiration dates, remaining capacity, contract scope, and geographic limitations, as well as the imminent emergent/evolving environmental issues throughout the AOR, the proposed new contracts will satisfy all upcoming workload requirements.

The NAVFAC PAC EVBL plans to award 20 new indefinite delivery / indefinite quantity (IDIQ) contracts with a total capacity value of \$1.2B during the FY23 through FY25 period. NAVFAC PAC plans to award 10 new MACs, which will be awarded to replace existing CR, NR, NEPA, Habitat Preparedness, Marine Habitat, Spill Preparedness, Spill Response, Radiation Services, Range Clearance, and Fixed-Price Remedial Action Contract (FRAC) MACs.

**Enclosure A.2** shows the complete list of NAVFAC's EVP proposed contract actions between FY23 and FY25. In FY23-25, the NAVFAC EPAS projects 6 large-value awards of \$100M or greater, 25 medium-value awards of \$10M-\$100M, and 250 small-value awards of \$10M or less.

Table 3-Proposed Major Upcoming Contracts

FEC	A/E? * (YES/NO)	CONTRACT TITLE	CP, FP, or BOTH	SB or UB	SINGLE or MAC	CA - INDICATE EITHER GRANTS, GOV, CESU, or SS	CONTRA CT DURATIO N (Yrs)	TOTAL CAPACIT Y (\$M)	SAM DATE	AWARD DATE
LANT	NO	MAC RAC	CP	SB	MAC		5	240	FY23 Q3	FY24 Q2
LANT	YES	POL/Waste Management	FP	UB	Single		5	150	FY24 Q4	FY25 Q4
LANT	YES	CLEAN (ML, WASH, PR)	CP	UB	Single		5	480	FY25 Q1	FY26 Q2
LANT	NO	RAC	CP	SB	Single		5	95	FY24 Q4	FY25 Q4
LANT	YES	Air Compliance	FP	SB	Single		5	85	FY21 Q4	FY24 Q2
LANT	YES	Multi-media	FP	UB	Single		5	80	FY23 Q3	FY24 Q4
LANT	NO	Marine Species Monitoring Contract	FP	UB	Single		5	75	FY24 Q4	FY25 Q4
PAC	YES	PAC UB NEPA	FP	UB	Single		5	99	FY23 Q2	FY24 Q1
SW	NO	Env Conservation - Habitat Invasive Species Services	FP	SB	MAC	n/a	8	98.5	FY22 Q2	FY23 Q3
SW	YES	Env Compliance - Compliance and Technical Services	FP	SB	Single	n/a	5	100	FY22 Q3	FY24 Q1
SW	YES	Env Restoration - CERCLA/RCRA	FP	SB	Single	n/a	5	95	FY22 Q4	FY24 Q1
SW	NO	Env Restoration - RADMAC III	FP	UB	MAC	n/a	8	240	FY23 Q3	FY24 Q3
SW	YES	Env Restoration - CLEAN V	CP	UB	Single	n/a	8	240	FY22 Q4	FY24 Q3
SW	NO	Natural Resources	FP	SB	MAC		8	99		
SW	NO	Cultural Resources	FP	SB	MAC		8	50	FY24 Q3	FY25 Q1

**Figure 4 and Figure 5** display the number of contract vehicles for FY 21-23 and FY 23-25 by capacity value for LANT, PAC and EXWC. The larger capacity contracts will be heavily leveraged across the Command.

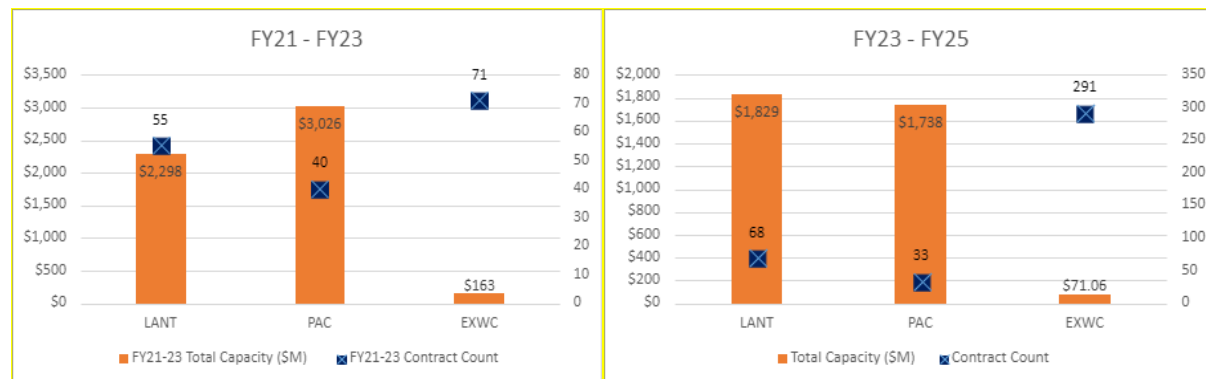


Figure 4 Contracts by Capacity for FY21-23

Figure 5- Proposed Contracts by Capacity for FY23-25

**Figures 6 and 7** display the FY 21-23 and FY 24-25 capacity by Echelon III and IV components and their corresponding requirements. LANT, PAC and SW are preparing for the emerging contaminants of PFAS and radiological cleanup with contracts the MAC RAC, RADMAC and CLEANs with a capacities ranging from \$240M to \$480M. EXWC has several small research and design contracts with lower capacities.

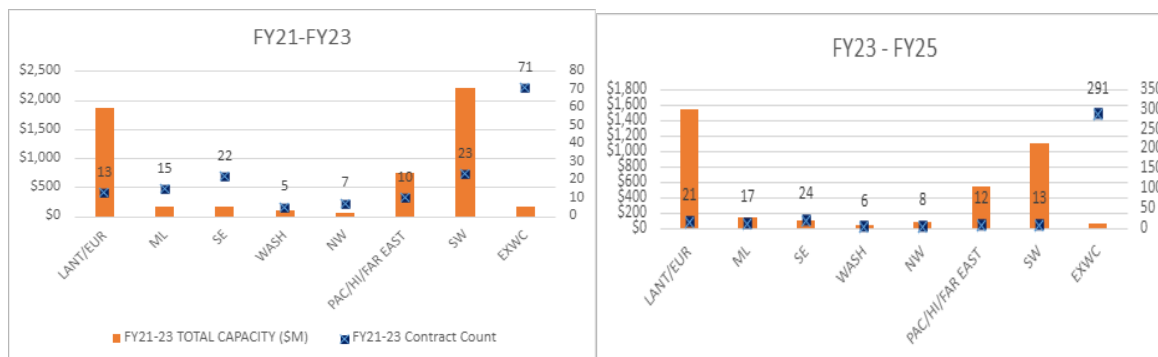


Figure 6 - Contracts by Capacity for each FEC

Figure 7 - Proposed Contracts by Capacity for each FEC

Table 4-Proposed Contract Action - By Approach

By Contract Approach	# Proposed Contract Action	\$M
UB, CP, SA	22	\$ 1,060
UB, FP, SA	57	\$ 908
UB, Hybrid, SA	0	\$ 0
UB, FP, MAC	4	\$ 326
SB, CP, SA	4	\$ 95.3
SB, CP, MAC	1	\$ 240
SB, FP, SA	277	\$ 641
SB, FP, MAC	7	\$ 332
SB, Hybrid, SA	1	\$ 20
CA, FP	18	\$ 14
	392	\$ 3,637

Smaller contracts will generally focus on regional requirements of various component commands, and involve local small businesses. All contracts will have capabilities that can serve the entire NAVFAC AOR and many will be utilized across components.

**Table 4** displays planned contract actions by various approaches. As shown, the EVP plans to use a wide range of contract mechanisms to execute its mission requirements; the top three mechanisms include FP single award for SB, FP single award for large business, cost-reimbursable single award for large businesses.

## 4.2 BUSINESS ARRANGEMENT

A complete discussion of each proposed action within this strategy is detailed in the enclosed Echelon III component strategies (Enclosures B, C, and D). The following is a summary of the major contracts used within EVP.

- CLEAN contracts are A-E contracts awarded under the Brooks Act, in accordance with Part 36 of the FAR. The CLEAN contracts are environmental engineering services, cost plus award fee (CPAF), indefinite delivery/indefinite quantity (ID/IQ) contracts. The

scope of the CLEAN includes site investigations and studies, designs, interim remedial actions and other environmental services that support the Environmental Restoration Program (e.g., ER,N and BRAC programs).

- RACs are CPAF, ID/IQ contracts awarded under competitive procedures in accordance with Part 15 of the FAR. RACs are awarded to conduct the environmental cleanup and remedial action at identified hazardous waste sites.
- MACs support environmental restoration and operational range program efforts, cultural resources and natural resources. For example, several MACs are planned to support restoration construction, operation of remedial systems, long-term monitoring and maintenance at IRP or MRP sites, natural resources and sustainment activities at operational ranges. These contracts include both unrestricted and SB MACs. They include FFP and hybrid contracts (FFP and cost plus fixed fee [CPFF]).
- The Tactical Training Theater Assessment and Planning (TAP) program contract is used by Compliance Program managers for active range planning, assessment, and sustainability. It is a single award, FFP, ID/IQ, A-E services contract vehicle.
- Environmental Technical Support Contract (ETSC). NAVFAC EXWC provides worldwide innovative and specialized support services for environmental restoration throughout the Navy and Marine Corps. A performance-based, ID/IQ cost plus award fee contract vehicle is used for these purposes. The Environmental Services Assistance Team (ESAT) contract (single award) provides the following scope: 1) Support for innovative remediation technologies, techniques, and strategies, 2) Research, development, testing, and evaluation (RDT&E), and 3) Engineering services.
- Broad Agency Announcement (BAA) contracts are available through NAVFAC EXWC for innovative technologies and methodologies that are ready for field demonstration in the areas of environmental restoration, compliance, and pollution prevention services. These are FFP and CPFF contracts that are used in support of RDT&E projects. The mechanism through which BAA contracts are funded is dependent on DoD approval of RDT&E proposals or availability of other funding sources. Funding is based on whether there is a need for the technology proposed and is assigned to the firm proposing the effort.
- CAs are agreement in which the Federal Government provides funding or a service of value authorized by public statute and the government plays a substantial role. CAs are primarily solicited through Grants.gov or through the Cooperative Ecosystems Studies Unit (CESU) network.
  - Grants.gov is an E-Government initiative operating under the governance of the Office of Management and Budget. Grants.gov delivers a system that provides a centralized location for grant seekers to find and apply for federal funding opportunities. Facilities and Administrative (F&A) rates are the mechanism used to reimburse the recipient for the infrastructure support costs associated with sponsored research and other sponsored projects.
  - The CESU network is a national consortium of federal agencies, tribes, academic institutions, state and local governments, nongovernmental



conservation organizations, and other partners working together to support informed public trust resource stewardship. Federal, host, and partner institutions are linked to individual CESUs through cooperative and joint venture agreements that address overhead (also called indirect costs) (PSU, 2020), cost sharing, and other initial elements of cooperative ventures. CESUs are based at host universities and focused on a particular biogeographic region of the country.

- The Office of the Secretary of Defense's Readiness and Environmental Protection Integration Program (REPI) provides funding to address conservation encroachment issues and alleviate or avoid impacts to critical military readiness capabilities.
- Other Services Contracts. NAVFAC has several nationwide FP (SB or unrestricted contracts) available to handle compliance, environmental planning and natural and cultural resource program issues. These contracts address issues related to air, water, and hazardous waste/hazardous materials, sustainability services for Military Training Range Complex Assets, and preparation of NEPA documentation. These A-E services contracts are single ID/IQ awards with one base year and up to four option years. A few L-line contract examples are: 1) Multimedia Environmental Compliance Engineering Support (single award, large business, FP, ID/IQ); 2) Environmental Planning and Engineering Service for NEPA; and, 3) Multimedia Compliance contracts.

#### 4.3 Risks

There are certain risk factors that may affect efforts to achieve balance and diversification in the program Command-wide. This EPAS, in large part, is designed to help manage such risk within the program, specifically cost, performance, and schedule risk. Several critical areas of concern include the following:

- Project requirements within the EVP span the full spectrum of uncertainty. Some projects carry high levels of uncertainty, while many other projects can be relatively well defined. The availability of both cost and FP contract vehicles is critical to the application of the most effective and efficient vehicle to a given level of project uncertainty, and to the effective management of risk. Likewise, the application of PBC strategies, where appropriate, serves to balance cost and risk to the Government. The three risk factors below play significant roles into the Echelon III Command's acquisition strategies:
  - **Cost** risk exists with uncertainties that may not or cannot be controlled.
  - **Performance** risk exists when the contractors fail or have difficulty to complete the objective of the project or contract.
  - **Schedule** risk exists when the contractors fail to meet the milestones or schedules of a project.
- The number of firms involved in NAVFAC environmental restoration/remediation is relatively small when compared to other industry groups. Unforeseen risks including bankruptcies and poor joint venture partnerships within these firms will impact cost,

performance and schedule risks. This strategy will help mitigate the risks and meet the NAVFAC's mission, goals, and objectives.

- Additional project-specific contracts may be required to support the ongoing actions for the Red Hill response. Without a definitive schedule for new contracts, Red Hill task orders are conservatively included into this FY24-FY25 EPS. This significant level of non-ER,N funded activity (represented as "Other Compliance and Conservation Requirements" in Table 2) is covered under NAVFAC PAC CLEAN and SBRAC contracts through FY25.
- Requirements of the NDAA for accelerated PFAS Site Inspections and investigations may change the forecasting of the acquisition strategy.

#### 4.4 COMPETITION

NAVFAC promotes the use of full and open competition (unrestricted to the small and large businesses) and small business set-asides for all solicitations under the EVP. As required by the Federal Acquisition Regulations (FAR) 19.201(d) (10), new procurements are initially evaluated for potential award under the 8(a) small business program or are evaluated for potential to set-aside for SB. The Echelon III EPAS (Enclosures B, C, and D) discusses the requirements for achieving competition in the individual contract actions.

#### 4.5 METRICS

The goal of NAVFAC's EPAS is to continually match the type of work to be performed with the most cost-effective and efficient type of contractual vehicles to meet the mission of the Environmental Programs.

NAVFAC's EPAS will continue to focus on the development of a balanced and diversified contracting approach to meet Command-wide program requirements. A wide variety of contracts will be procured in accordance with the FAR Part 6 [Competition Requirements], including Part 15 [Contracting by Negotiating], Part 36 [Construction and Architect-Engineer Contracts], and Part 37 [Services Contracting] as applicable to each procurement. The intent of this focus is to increase NAVFAC's acquisition options and flexibility, minimize our risk exposure, and meet the political and legislative contracting mandates. Most importantly, this strategy strives to make the best contractual solutions available to meet the full range of our corporate and client needs. Below is a summary of the metrics associated with this strategy.

##### 4.5.1 APPROPRIATE USE OF SB SET-ASIDE CONTRACTS

**Objective:** To further SB contracting initiatives within the Command to balance and diversify the contracting toolbox. To provide greater flexibility and alternatives to help achieve best value and subsequently reduce risk exposure. The NAVFAC EVP SB metric for FY24-25 EPAS is 37%, following the lead of NAVFAC's Office of Small Business Programs.

Table 5- NAVFAC EVP SB Planned Goals for FY22-25

NAVFAC CONTRACT ACTIONS	FY 2022		FY 2023		FY 2024		FY 2025		SB Goal
	PLAN	%	PLAN	%	PLAN	%	PLAN	%	
	\$ M		\$ M		\$ M		\$ M		
SMALL BUSINESS	\$364.53	42	\$ 487.43	38	\$526.95	45	\$435.30	43	37%
UNRESTRICTED BUSINESS	\$438.93	58	\$ 520.09	62	\$437.18	55	\$406.09	57	
Total	\$803.46		\$1,007.52		\$964.13		\$841.39		

From FY22 to FY25, NAVFAC EVP will to plan to meet or exceed the SB goals. The higher planned environmental work in FY23 and FY24 is attributed to the need to investigate and sample for PFAS and related constituents to meet the NDAA requirements by Dec 2023.

**Tables 6 and 7** illustrates the performance in meeting the FY20-21 EPAS SB goal of 37%

Table 6- FY20 Planned and Actual SBC Metric

CONTRACT	EXWC				PAC				LANT				NAVFAC			
	FY 2020*				FY 2020*				FY 2020*				FY 2020*			
	PLAN		Actual		PLAN		Actual		PLAN		Actual		PLAN		Actual	
	\$ M	%	\$ M	%	\$ M	%	\$ M	%	\$ M	%	\$ M	%	\$ M	%	\$ M	%
SB	4.97	25%	2.09	15%	211.72	50%	179.43	51%	118	47%	109	37%	334.69	48%	290	44%
UB	15.01	75%	12.17	85%	212.21	50%	174.52	49%	135	53%	188	63%	362.22	52%	375	56%
TOTAL	19.98		14.26		423.93		353.94		253		297		696.91		665	

Table 7- FY21 Planned and Actual SBC Metric

CONTRACT	EXWC				PAC				LANT				NAVFAC			
	FY 2021*				FY 2021*				FY 2021*				FY 2021*			
	PLAN		Actual		PLAN		Actual		PLAN		Actual		PLAN		Actual	
	\$ M	%	\$ M	%	\$ M	%	\$ M	%	\$ M	%	\$ M	%	\$ M	%	\$ M	%
SB	5.6	25%	4.5	25%	192.86	46%	204.18	53%	168	66%	145	48%	367	53%	354	50%
UB	16.53	75%	13.21	75%	226	54%	178.45	47%	88	34%	157	52%	331	47%	349	50%
TOTAL	22.13		17.71		418.86		382.63		257		302		698		703	

In FY20, a world-wide Corona-virus pandemic shutdown all work. NAVFAC was not procuring as many contracts as normal which contributes to the lower SB FY20 metric of 44%, which still exceeds the 37% goal. In FY21, NAVFAC EVP exceeded the SB goal by awarding 50% to SB contracts.

**Figures 8 and 9** further illustrates the NAVFAC EVP SB metric performance in FY20 and FY21 at Echelon III levels. EXWC SB performance has been driven primarily by the use of the Broad Agency Announcement (BAA) SB single award contracts with a range value of \$20K to \$4M. Therefore, at its optimum performance level, EXWC SB goal achievements have been consistently below 20%

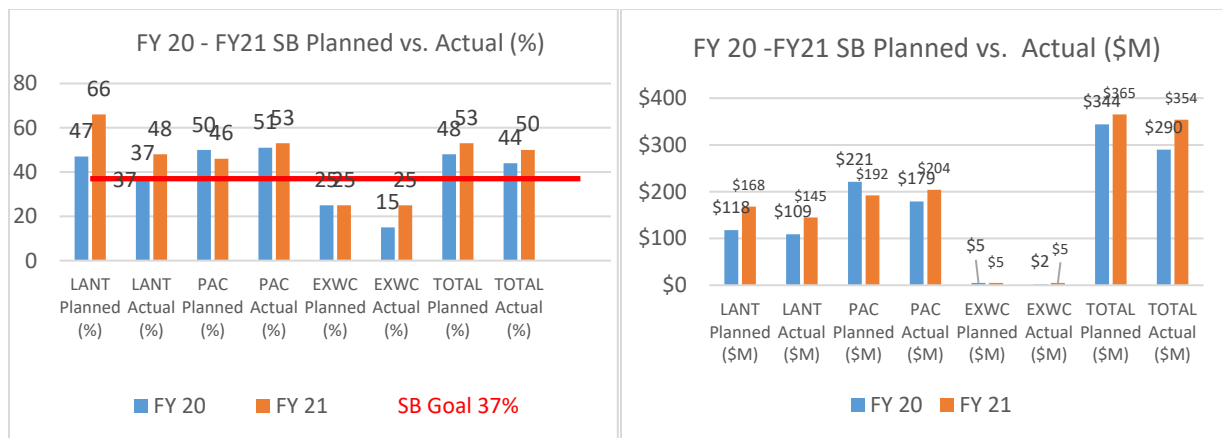


Figure 8 - Planned and Actual SB Contracts in FY 20 - 21 in Percentage

Figure 9 - Planned and Actual SB Contracts in FY20 -21 in Dollars

Figures 10 and 11 display the planned usage of SB contracts for FY22-25

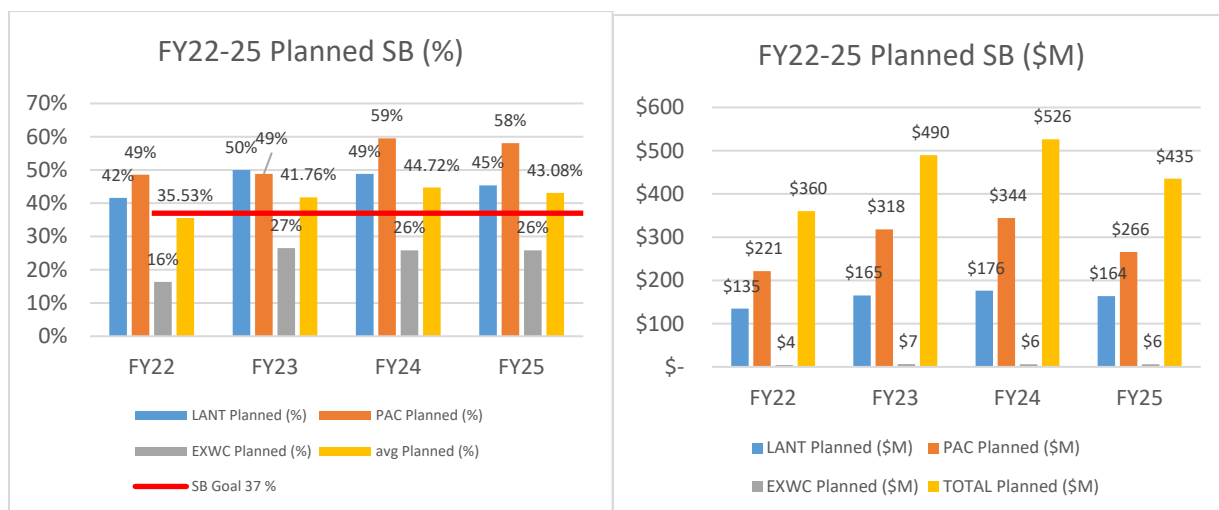


Figure 10 - Planned SB Contracts in FY 22 - 25 in Percentage

Figure 11- Planned SB Contracts in FY22-25 in Dollars

#### 4.5.2 INCREASE USE OF FP CONTRACTS VERSUS COST-REIMBURSEMENT TYPE CONTRACTS

**Objective:** To identify opportunities for expanding the use of FP contracts where feasible. With the increasing maturity of the programs, there is greater opportunity to expand the use of FP contract vehicles. Under a FP contract with a well-defined scope, project risks fall onto the contractors to provide a service or product under a defined fixed-cost. During environmental remediation, unknowns are great. However, utilizing a FP contract can provide great savings and a reduction of risk to the Government. The

NAVFAC EVP FP metric is ensuring a proper balance of FP and cost-plus contract vehicles; an optimal range for FP is 60-65%.

**Tables 8 and 9 and Figures 12 and 13** provide the NAVFAC EVP planned and actual FP metric. FY20-FY21 did not meet the FP metric due to J&A extensions on CLEAN contracts at LANT and PAC. With the COVID-19 pandemic in FY20, the reduced amount of work may have also contributed to not meeting the FP goal. Historically, EXWC has relied on cost-reimbursable contracts (~70% of requirements) with the uncertainties and risks associated with the specialized scopes, such as rapid/emergency responses, technology evaluation/transfer, and focused project technical reviews.

Table 8- FY 20 Planned and Actual FPC Performance

CONTRACT	EXWC				PAC				LANT				NAVFAC			
	FY 2020*				FY 2020*				FY 2020*				FY 2020*			
	PLAN		Actual		PLAN		Actual		PLAN		Actual		PLAN		Actual	
	\$ M	%	\$ M	%	\$ M	%	\$ M	%	\$ M	%	\$ M	%	\$ M	%	\$ M	%
Cost	13.4	60%	8.43	55%	178.39	42%	113.84	32%	108	48%	183	61%	299.79	45%	305	46%
FP	8.84	40%	6.84	45%	245.54	58%	240.11	68%	117	52%	114	39%	371.38	55%	361	54%
<b>TOTAL</b>	<b>22.24</b>		<b>15.27</b>		<b>423.93</b>		<b>353.94</b>		<b>225</b>		<b>297</b>		<b>5671.17</b>		<b>666</b>	

Table 9- FY 21 Planned and Actual FPC Performance

CONTRACT	EXWC				PAC				LANT				NAVFAC			
	FY 2021*				FY 2021*				FY 2021*				FY 2021*			
	PLAN		Actual		PLAN		Actual		PLAN		Actual		PLAN		Actual	
	\$ M	%	\$ M	%	\$ M	%	\$ M	%	\$ M	%	\$ M	%	\$ M	%	\$ M	%
Cost	15.82	65%	12.03	68%	104.95	25%	130.92	34%	53	28%	174	57%	173.77	27%	316.58	45%
FP	8.45	35%	5.68	32%	313.90	75%	251.70	66%	137	72%	129	43%	459.35	73%	386.14	55%
<b>TOTAL</b>	<b>24.27</b>		<b>17.71</b>		<b>418.85</b>		<b>382.63</b>		<b>190</b>		<b>302</b>		<b>633.12</b>		<b>702.72</b>	

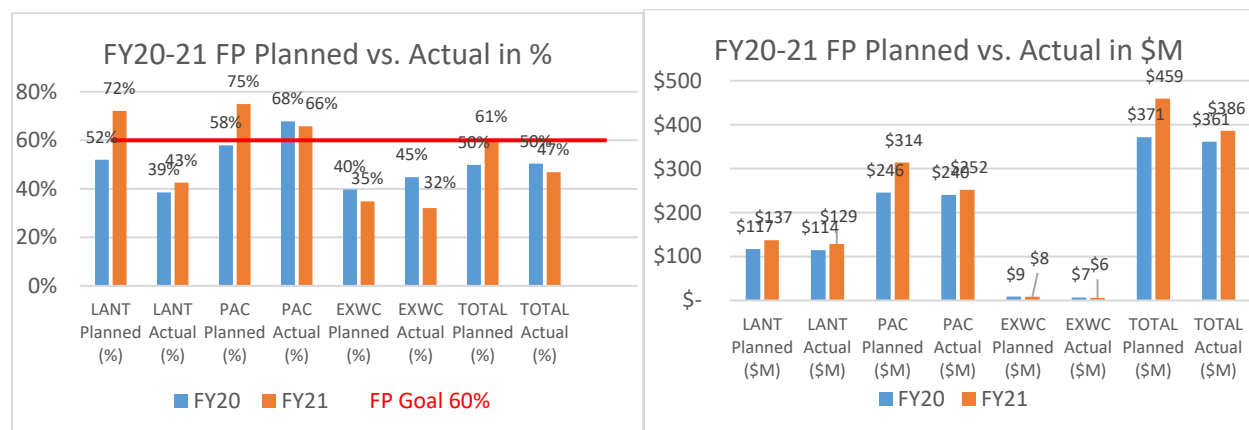


Figure 12- Planned and Actual FP Contracts in FY 20 - 21 in percentage

Figure 13 - Planned and Actual FB Contracts in FY 20-21 in Dollars

**Table 10 and Figures 14 and 15** show the NAVFAC EVP projects to meet the FP metric of 60% - 65% in FY 23-25. FP contracts are planned for FY23 – FY25 with a total value of \$2.8B. However, the use of the CP contracts may be higher than shown for FY23 – FY24 in order to meet the PFAS investigation and study requirements.

Table 10- FY 22-25 Planned FPC Performance

NAVFAC CONTRACT ACTIONS	FY 2022		FY 2023		FY 2024		FY 2025	
	PLAN	%	PLAN	%	PLAN	%	PLAN	%
	\$ M		\$ M		\$ M		\$ M	
COST	\$ 440	69%	\$ 421	40%	\$ 377	39%	\$ 335	39%
FIXED-PRICE	\$ 364	31%	\$ 585	60%	\$ 586	61%	\$ 507	61%
<b>TOTAL</b>	<b>\$ 803</b>		<b>\$ 1,007</b>		<b>\$ 962</b>		<b>\$ 841</b>	

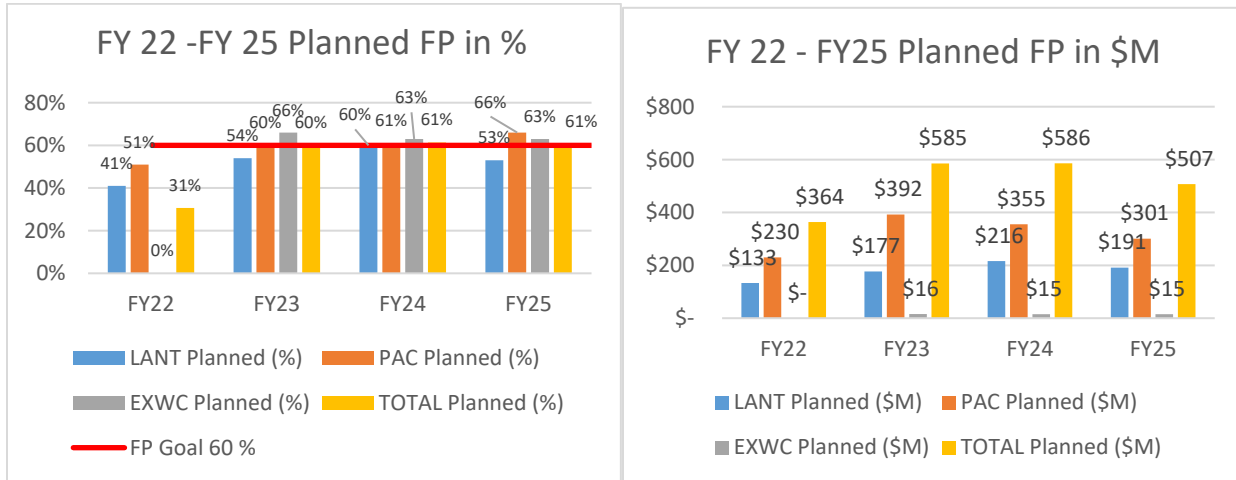


Figure 14- Planned FP contracts in FY 22-25 in Percentage

Figure 15 - Planned FP Contracts in FY 22 -25 in Dollars

#### 4.5.3 APPROPRIATE USE OF MACS

**Objective:** To continue to promote an environment of competition at the basic contract and task order level with a goal of 25% of new requirements on MACs. MACs are used as more sites mature and uncertainties decrease. This goal was introduced in the FY11-13 EBLAS and still applies for the FY 24-25 EPAS.

**Tables 11 and 12** and **Figures 16 and 17** illustrate the NAVFAC EVP's performance in achieving the MAC metric in FY20 and FY21. EXWC, historically, has relied on SA contracts; hence it has not contributed toward the MAC metric. With the COVID-19 pandemic in FY20 and FY21, the reduced amount of work may have also contributed to not meeting the MAC goal.

EXWC is currently assessing the feasibility of adding MACs into its acquisition portfolio. LANT and PAC added significant capacity on the CLEAN contracts via J&As, contributing to a decrease in MAC metric achievement. On both FYs, NAVFAC EVP was shy in achieving its MAC metric of 25%. Improvement is expected for FY23-25.

Table 11- FY20 Planned and Actual MAC Performance

CONTRACT	EXWC				PAC				LANT				NAVFAC			
	FY 2020*				FY 2020*				FY 2020*				FY 2020*			
	PLAN		Actual		PLAN		Actual		PLAN		Actual		PLAN		Actual	
	\$ M	%	\$ M	%	\$ M	%	\$ M	%	\$ M	%	\$ M	%	\$ M	%	\$ M	%
SA	22.39	100%	14.26	100%	315.24	74%	271.38	77%	208	82%	261	88%	545.63	78%	547	82%
MAC	0	0%	0	0%	108.69	26%	82.56	23%	45	18%	36	12%	153.69	22%	119	18%
<b>TOTAL</b>	<b>22.39</b>		<b>14.26</b>		<b>423.93</b>		<b>353.94</b>		<b>253</b>		<b>297</b>		<b>699.32</b>		<b>665</b>	

Table 12- FY21 Planned and Actual MAC Performance

CONTRACT	EXWC				PAC				LANT				NAVFAC			
	FY 2021*				FY 2021*				FY 2021*				FY 2021*			
	PLAN		Actual		PLAN		Actual		PLAN		Actual		PLAN		Actual	
	\$ M	%	\$ M	%	\$ M	%	\$ M	%	\$ M	%	\$ M	%	\$ M	%	\$ M	%
SA	25.27	100%	17.71	100%	263.92	63%	292.01	76%	155	60%	235	78%	444.19	63%	545	77%
MAC	0	0%	0	0%	154.93	37%	90.61	24%	102	40%	68	22%	256.93	37%	158	23%
<b>TOTAL</b>	<b>25.27</b>		<b>17.71</b>		<b>418.85</b>		<b>382.62</b>		<b>257</b>		<b>302</b>		<b>701.12</b>		<b>703</b>	

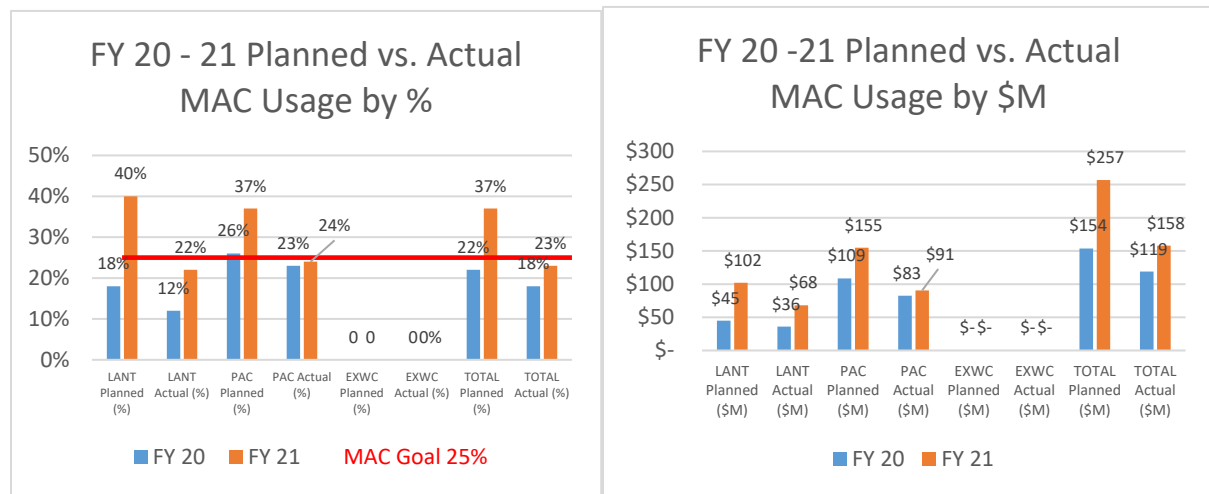


Figure 16 - Planned and Actual MACs in FY20-21 in Percentage

Figure 17 - Planned and Actual MACs in FY 20 -21 in Dollars

**Table 13 and figures 18 and 19** show the NAVFAC EVP planned metric for MAC, which ranges between 18% and 26% in FY23-25. MACs have not been utilized to the maximum extent due to the delayed budget being received later in the year and the need to execute and award multiple contracts quickly. Training on how to manage and procure MACs may be warranted in the future to speed up the MAC process and increase the use. The Environmental Restoration Program is expected to contribute in achieving the MAC metric through planned awards such as the of RADMAC III, MAC RAC, Habitat Enhancement, Range Sustainment and Natural resources (**Table 4**).

Table 13- FY22-25 Planned MAC Performance

NAVFAC CONTRACT ACTIONS	FY 2022		FY 2023		FY 2024		FY 2025	
	PLAN	%	PLAN	%	PLAN	%	PLAN	%
	\$ M		\$ M		\$ M		\$ M	
SINGLE AWD	\$ 653	82%	\$ 283	78%	\$ 304	77%	\$ 601	74%
MULTI AWD	\$ 151	18%	\$ 283	22%	\$ 304	23%	\$ 217	26%
<b>TOTAL</b>	<b>\$ 803</b>		<b>\$ 331</b>		<b>\$ 361</b>		<b>\$ 360</b>	

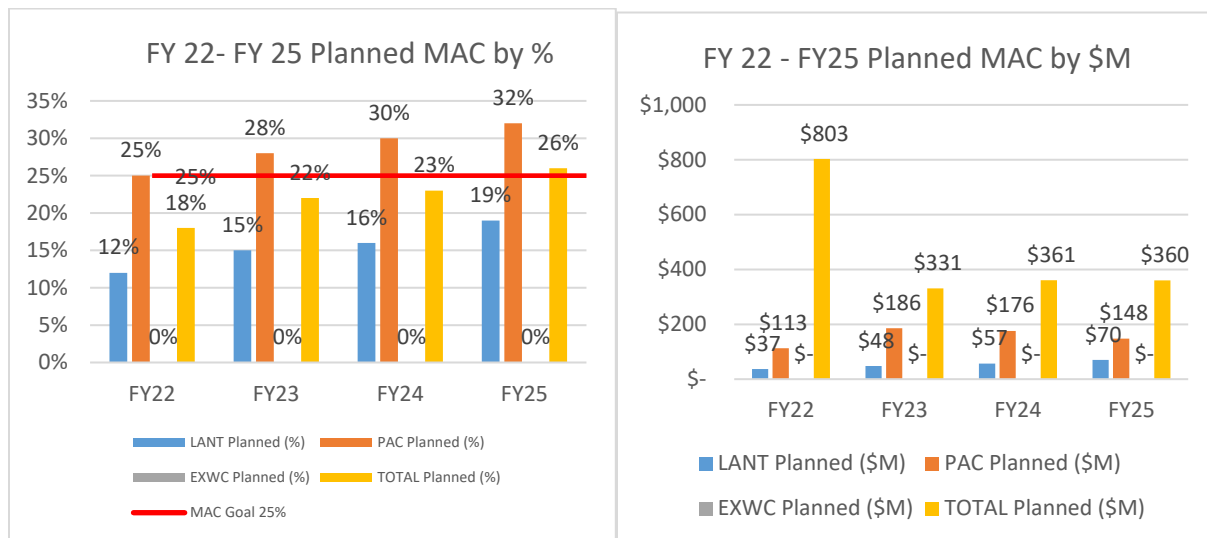


Figure 18 - Planned MACs in FY 22-25 in Percentage

Figure 19 - Planned MACs in FY 22-25 in Dollars

#### 4.5.4 USE OF COOPERATIVE AGREEMENTS

**Objective:** To track NAVFAC EVP's number of CAs to assist with resource planning. Although CAs may be low in dollar amount, the amount of time for procurement may be as time consuming as a task order costing several million dollars. Between LANT and PAC, 50 CAs are estimated to be executed between FY23 – FY24. EXWC did not have any CAs.

NAVFAC anticipates new Carbon Sequestration requirements will require increased use of Cooperative Agreements (CA). Although a total of \$15M of CA awards are planned for FY23 - 25, the amount could double due to the new carbon sequestration requirements and according to the FY21 and FY22 execution trends.

Tables 14 and 15 show the actual and planned CAs for LANT and PAC.

Table 14 - FY20 - 25 Corporative Agreements for LANT

NAVFAC ASSISTANCE ACTIONS	FY 2020*		FY 2021*		FY 2022		FY 2023		FY 2024		FY 2025	
	Actual \$ M	%	Actual \$ M	%	PLAN \$ M	%	PLAN \$ M	%	PLAN \$ M	%	PLAN \$ M	%
GRANTS.GOV	\$ 2	39%	\$ 6	63%	\$ 0	2%	\$ 1	22%	\$ 1	23%	\$ 1	23%
CESU	\$ 1	27%	\$ 1	15%	\$ 2	19%	\$ 1	30%	\$ 2	31%	\$ 2	31%
SINGLE SOURCE	\$ 2	35%	\$ 2	22%	\$ 6	79%	\$ 2	48%	\$ 2	46%	\$ 2	46%
<b>TOTAL</b>	<b>\$ 4</b>		<b>\$ 9</b>		<b>\$ 8</b>		<b>\$ 5</b>		<b>\$ 5</b>		<b>\$ 5</b>	

Table 15 - FY 20 - 25 Corporative Agreements for PAC

NAVFAC ASSISTANCE ACTIONS	FY 2020*		FY 2021*		FY 2022		FY 2023		FY 2024		FY 2025	
	Actual \$ M	%	Actual \$ M	%	PLAN \$ M	%	PLAN \$ M	%	PLAN \$ M	%	PLAN \$ M	%
GRANTS.GOV	\$ 0	2%	\$ 0	2%	\$ 0	1%	\$ 0	2%	\$ 0	2%	\$ 0	2%
CESU	\$ 12	68%	\$ 5	56%	\$ 9	34%	\$ 10	77%	\$ 10	77%	\$ 10	77%
SINGLE SOURCE	\$ 5	29%	\$ 3	41%	\$ 17	65%	\$ 3	22%	\$ 3	22%	\$ 3	21%
<b>TOTAL</b>	<b>\$ 17</b>		<b>\$ 8</b>		<b>\$ 27</b>		<b>\$ 13</b>		<b>\$ 13</b>		<b>\$ 13</b>	



## 4.6 METRICS TRACKING AND STRATEGY UPDATE

The EPAS will be reviewed annually and updated bi-annually to ensure each component is contributing toward achieving our program acquisition objectives. This strategy will be revised as necessary at the end of FY23. The contract data spreadsheet provided within each component acquisition strategy will provide the means to monitor progress. The SB rate for obligations to date and projected FY totals will be tracked to ensure the goals are met. The amount obligated on FP contracts will be reviewed to ensure appropriate usage. PBC will be reviewed to ensure appropriate usage, and all existing contracts will be reviewed to ensure adequate capacity and capability.

LANT, PAC, and EXWC maintain updates of the existing and proposed contract actions biannually and post the updated Enclosures A.1 and A.2 of this EPAS on the NAVFAC Website at

[https://www.navy.mil/products\\_and\\_services/ev/about\\_us/Opportunities.html](https://www.navy.mil/products_and_services/ev/about_us/Opportunities.html).

## 5 SERVICES REQUIREMENTS REVIEW BOARD

The EPAS addresses the six key areas as required in 10 Jan 2020 DOD Instruction 5000.74 entitled “Defense Acquisition of Services” and NAVFAC Instruction 4208.5A. Upon signature, this EPAS will cover SRRB requirements of EVP services requirements from FY23-25.

Services Requirement Records are maintained in the following eSystems:

- Service Requirement Unique ID: The project Work Order Number (WON) in eProjects
- Requirement Description: This description is located in the scope of work (SOW)/ performance work statement (PWS) that is attached to the ACQR for each project in eProjects/eContracts.
- Product and Services Code: The PSC for each services contract is notated in eContracts.
- Object Class Code: The OCC is located on the funding document for each project, which can be found in the Standard Accounting, Budgeting, and Reporting System (SABRS).
- UIC: The UIC is located in eProjects for each contract
- Estimated Total Contract Value: The IGE, including all base years and options, is attached to the ACQR for each project, and is located in eProjects.
- Line of Accounting: The LOA is located on the funding document for each project, which can be found in SABRS.
- Required Award Date: This date is located in the ACQR for each project, and is located in eProjects
- Period of Performance: The period of performance is located in the scope of work (SOW)/ performance work statement (PWS) that is attached to the ACQR for each project, and is located in eProjects/eContracts.
- Product line/Support Line: The requirement owner (EVP) is annotated for each requirement in eProjects.
- Name of the Requirement Owner: The name of the project managers is

- annotated for each requirement in eProjects.
- SRRB Approval Date: This date that this EPAS is approved is the SRRB approval date.
- SRRB recommendations/findings: SRRB recommendations/findings are incorporated into this EPAS.

## 6 REFERENCES

(2012, January 3). *DON letter: Subject: Department of the Navy Objectives for FY 2012*

*and Beyond. 31 U.S.C.610(3).* (n.d.). Retrieved from

<https://www.law.cornell.edu/uscode/text/31/6101#3>

ASN I&E. (2006, August 17). Memorandum for Commander NAVFAC - Delegation of Authority to enter into Cooperative Agreements under 10 U.S.C 2684 for Cultural Resource Management. Washington, D.C.

DON. (2006). *Navy Environmental Restoration Program Manual.*

Washington, D.C. NAVFACENGCOM letter 5090 Ser 040024/ENC-RS.

(2004, October 26).

PSU. (2020, Sept 30). *Cooperative Ecosystem Studies Units National Network.*

Retrieved from <http://www.cesu.psu.edu/materials>

## 7 ACQUISITION STRATEGY REVIEW AND DECISION AUTHORITY

REVIEW/CONCURRENCE/APPROVAL:

**SADORRA.ROBERT.A.1229259837** Digitally signed by  
SADORRA.ROBERT.A.1229259837  
Date: 2023.08.15 11:48:56 -04'00'

---

Robert Sadorra, P.E.

DATE

Environmental Restoration Division Director, NAVFACHQ

**HENDERSON.BIANCA.D.1015939083** Digitally signed by HENDERSON.BIANCA.D.1015939083  
Date: 2023.09.06 16:43:40 -04'00'

---

Bianca Henderson

DATE

Small Business Programs Office Director, NAVFACHQ

**HARRIS.JAMES.F.1229561886** Digitally signed by HARRIS.JAMES.F.1229561886  
Date: 2023.08.29 08:28:41 -04'00'

---

James Harris

DATE

Environmental Compliance Division Director, NAVFACHQ

**CONKLE.TAMARA.SHEPHERD.1106215665** Digitally signed by CONKLE.TAMARA.SHEPHERD.1106215665  
Date: 2023.08.31 19:08:05 -04'00'

---

Tammy Conkle

DATE

Environmental Planning & Conservation Division Director, NAVFACHQ

**BLODGETT.WAYNE.A.1228596643** Digitally signed by  
BLODGETT.WAYNE.A.1228596643  
Date: 2023.08.23 14:20:53 -04'00'

---

Wayne Blodgett, P.E.

DATE

Acting Assistant Commander for Environmental Programs, NAVFACHQ

**READAL.CINDY.S.1111724055** Digitally signed by READAL.CINDY.S.1111724055  
Date: 2023.09.07 13:59:48 -04'00'

---

Cindy Readal

DATE

Assistant Commander for Contracting, NAVFACHQ

## ENCLOSURE A.1 – EXISTING CONTRACTS

### LANT EXISTING CONTRACTS

FEC	A/E? * (YES/NO)	CONTRACT TITLE (If Contract is recent award from Table 3 of Previous EBLAS, include HQ Tracking ID #)	CONTRACT NUMBER	CONTRACTOR NAME	CP, FP, or BOTH	SB or UB	SINGLE or MAC	PLANNED AWARD DATE	ACTUAL AWARD DATE	CONTRACT DURATION (Yrs)	TOTAL CAPACITY (\$M)	REMAINING CAPACITY (\$M)
LANT	YES	Air	N6247019D4010	MultiMAC JV	FP	SB	Single	4/1/2021	2/1/2021	5	85.0	21.3
LANT	YES	Water/Wastewater - Miscellaneous Compliance	N6247019D4001	AH-Brown and Caldwell JV	FP	UB	Single	3/18/2023	1/11/2023	5	60.0	42.4
LANT	YES	Multi-media	N6247019D4015	CH2M HILL, INC.	FP	UB	Single	3/18/2023	1/10/2023	5	75.0	33.8
LANT	YES	POL Management	N6247022D0007	BAKER-AECOM ENVIRONMENTAL COMPLIANCE JV	FP	UB	Single	6/6/2025	12/7/2021	5	75.0	44.5
LANT	YES	NEPA Operations and Range Sustainment	N6247019D4009	Cardno/Leidos	FP	UB	Single	9/25/2022	3/17/2023	5	50.0	26.2
LANT	NO	Range Sustainment and Operational Range Clearance (ORC)	N6247020D0007	BSX LLC	FP	SB	Single	6/1/2024	3/25/2023	5	4.0	0.7
LANT	YES	Homeporting	N6247023D0001	Cardno TEC-AECOM Atlantic JV	FP	UB	Single	5/10/2026		5	75.0	74.7
LANT	YES	CLEAN	N6247022D0005	Resolution Consultants JV	CP	UB	Single	10/30/2025		5	400.0	328.9
LANT	YES	CLEAN	N6247021D0007	CH2M HILL, INC.	CP	UB	Single	7/27/2024		5	480.0	194.5
LANT	NO		N6247018D7012	Agvig				11/4/2021	4/4/2022	5		
LANT	NO		N6247018D7013	Cape-ER JV	CP	SB	MAC	11/4/2021	4/4/2022	5	240.0	76.3
LANT	NO		N6247018D7014	EA-AMEC Foster Wheeler				11/4/2021	4/4/2022	5		
LANT	NO		N6247018D7015	Sevenson				11/4/2021	4/4/2022	5		
LANT		RAC	N6247020D0015	Sevenson USA Environmental JV	CP	SB	Single	3/1/2024		5	95.0	23.5
LANT	NO	8a Terrestrial Cultural Resources Management	N6247018D7001	Ohio Valley Archaeology, Inc.	FP	SB	Single	1/15/2022	3/31/2022	5	4.0	0.05
LANT	NO	Mission Sustainment-Coastal Resilience	N6247019D4004	Swift River-Versar JV	FP	SB	Single	NA		5	18.0	9.4
LANT	NO	8a Terrestrial Natural Resources Management IDIQ	N6247020D0003	Brockington & Associates, Inc.	FP	SB	Single	9/25/2023		5	4.0	2.2
LANT	NO	Cultural Resources IDIQ	N6247020D0014	Dine, Gray, & Pape	FP	SB	Single	3/22/2024		5	4.0	3.7
LANT	NO	Marine Species Monitoring IDIQ	N6247020D0016	HDR Environmental, Operations and Construction, Inc.	FP	UB	Single	1/5/2024		5	75.0	47.5
LANT	NO	Cultural Resources IDIQ	N6247023D0009	Ohio Valley Archaeology, Inc.	FP	SB	Single	9/5/2026		5	4.5	3.9
WASH		Environmental (Remediation) Services	N4008019D0312	Meadows Environmental Services	FP	SB	Single	9/26/2019	9/26/2019	5	4.0	0.3
WASH		Environmental Remediation Services	N4008020D0020	Koman Government Services	FP	SB	Single	9/28/2020	9/28/2020	5	4.0	2.4
WASH		Laboratory and Asbestos Remediation Services	N4008021D0021	PI2E	FP	SB	Single	1/26/2021	1/26/2021	5	3.5	1.3
WASH		Environmental Services - Water	N4008021D0013	ACE, JV	FP	SB	Single	2/12/2021	2/12/2021	5	25.0	12.1
WASH		Environmental Services - Tanks, HMs, Air	N4008021D0010	Bluestone-InterSpec, JV	FP	SB	Single	7/15/2021	7/15/2021	5	25.0	16.8
WASH		Planning & Conservation Services	N4008022D0010	MARSTEL-DAY, LLC	FP	SB	Single	4/26/2022	4/26/2022	5	25.0	17.9
ML	NO	8(a) IDIQ Environmental Engineering Services	N4008520D0093	EAS E&E JV LLC	FP	SB	Single	9/29/2020	9/29/2020	5	4.0	0.2
ML	NO	FY20 request for SBA 8A contract for Environmental Remediation Services contract within the Naval Facilities Engineering Command Mid- Atlantic Area of Responsibility, Predominately working in the (North West)	N4008520D0063 AWD	ITMS, INC.	FP	SB	Single	6/24/2020	6/24/2020	2	4	0.1
ML	NO	Meadows CMPG IDIQ to support UST/POL in NAVFAC MIDLANT region.	N4008519D9026 AWD	MEADOWS CMPG, INC.	FP	SB	Single	4/17/2019	4/17/2019	4	4.0	0.5
ML	YES	8(a) IDIQ contract for Mid- Atlantic AOR primarily for Camp Lejeune	N4008521D1208 AWD	CHEROKEE NATION 3S, L.L.C.	FP	SB	MAC	5/25/2021	5/25/2021	5	4.0	0.7
ML	YES	MC, Cherry Point, 8(a) Sole- Source, IDIQ, Environmental Restoration (PIE-PS)	N4008522D0044 AWD	PAMUNKEY INDIAN ENTERPRISES- PROFESSIONAL SERVICES (PIE-PS)	FP	SB	Single	7/30/2022	7/30/2022	5	4.5	0.5
ML	NO	North-NWIRP Bethpage Expert Forensic Hydrogeographical Consulting Support Services	N4008519D9080 AWD	MCLANE ENVIRONMENTAL LLC	FP	SB	Single	5/6/2019	5/6/2019	2	4.0	3.7
ML	YES	IDIQ, A&E-8(a), Environmental Compliance Services Contract	N4008518D0619	Whitetail Environmental, LLC	FP	SB	Single	7/31/2018	9/28/2018	5	4.0	3.4
ML	NO	Environmental Services and Hazardous Waste Management, Marine Forces Reserve	N40085-20-D-0106	Heritage Environemntal Services	FP	UB	Single	6/30/2020	9/30/2020	5	16.2	9.9

# LANT EXISTING CONTRACTS

FEC	A/E? * (YES/NO)	CONTRACT TITLE (If Contract is recent award from Table 3 of Previous EBLAS, include HQ Tracking ID #)	CONTRACT NUMBER	CONTRACTOR NAME	CP, FP, or BOTH	SB or UB	SINGLE or MAC	PLANNED AWARD DATE	ACTUAL AWARD DATE	CONTRACT DURATION (Yrs)	TOTAL CAPACITY (\$M)	REMAINING CAPACITY (\$M)
SE	YES	Air/Radon Services	N6945022D0044	CATALINA JV	FP	SB	Single	5/31/2022	7/15/2022	5	5.0	4.9
SE	YES	IDIQ AIR/RADON Area 1	N6945022D0037	ONE ENVIRONMENTAL GRC	FP	SB	Single	7/20/2022	7/13/2022	5	5.0	4.9
SE	NO	Tanks - Inspection and Testing	N6945021D0046	S ENGINEERING & SERVICE	FP	SB	Single	7/21/2021	7/16/2021	5	4.5	3.3
SE	NO	21L-UXO/MEC REMEDIATION ETS, NAVFAC SE AOR	N6945021D0040	FPM REMEDIATIONS, INC.	FP	SB	Single	7/30/2021	9/15/2021	5	4.5	2.5
SE	NO	21L-ETS TANKS EAST	N6945021D0039	CEG-MSE 8A JV, LLC	FP	SB	Single	7/30/2021	9/14/2021	5	4.5	4.0
SE	NO	21L-ETS WEST BASIC CONTRACT	N6945021D0016	VEECO ENVIRONMENTAL & GEOTECHNICALSERVICES INC	FP	SB	Single	9/20/2021	8/26/2021	5	4.0	2.8
SE	NO	21L-ETS TANKS - CENTRAL	N6945021D0013	PETROLEUM RESOURCES&DEVELOPM ENT, INC	FP	SB	Single	9/2/2021	9/2/2021	5	4.5	2.9
SE	NO	Waste Management and Small Arms Range	N6945021D0012	RS ALEUT REMEDIATION LL	FP	SB	Single	3/31/2021	1/28/2021	5	4.0	3.0
SE	NO	21L-BASIC ETS WEST HAZARDOUS WASTE AND AFFF	N6945021D0008	ES CIVIL CONTRACTORS LL	FP	SB	Single	9/3/2021	9/3/2021	5	4.5	3.1
SE	NO	UST&AST Removal	N6945020D0043	IRONMENTAL & GEOTECHN	FP	SB	Single	6/30/2020	8/10/2020	5	4.0	0.6
SE	YES	IDIQ for Environmental Consulting Services	N6945020D0031	NVIRONMENTAL CONSULTA	FP	SB	Single	6/28/2020	6/16/2020	5	15.0	9.9
SE	NO	Remedial Actions	N6945020D0023	TI-SDC JV	FP	SB	Single	6/26/2020	6/25/2020	5	4.0	0.6
SE	NO	Invasive Species	N6945020D0012	JACK FORTY SOLUTIONS INC	FP	SB	Single	12/31/2019	3/24/2020	5	4.0	3.2
SE	NO	NATURAL RESOURCES BASIC ETS, NAVFAC SE	N6945019D0111	ESCO-GSRC JOINT VENTUR	FP	SB	Single	4/26/2019	8/16/2019	5	4.0	1.7
SE	NO	AFFF AND HW MGMT BASIC ETS EAST, EAST AOR	N6945019D0108	ERS, CORP.	FP	SB	Single	1/31/2019	7/30/2019	5	4.0	2.4
SE	NO	AFFF & Waste management ETS Basic Contract - WEST primarily encompass AOR of MS, TX, FLA	N6945019D0107	TI-SDC JV	FP	SB	Single	5/15/2019	7/25/2019	5	4.0	1.1
SE	NO	HazMat/HazWaste Mgmt- TX, MS, LA	N6945019D0105	Bluestone-CH2M JV	FP	SB	Single	12/14/2018	#####	5	10.0	5.1
SE	YES	HazMat/HazWaste Mgmt-AL, FL, GA, SC	N6945018D0119	MSE Group	FP	SB	Single	7/30/2018	8/23/2018	5	10.0	5.9
SE	NO	Cultural Resources ETS	N6945018D0114	ONMENTAL RESEARCH GRO	FP	SB	Single	2/1/2018	3/27/2018	5	4.0	0.6
SE	NO	FY18 Base ETS R3/ORC Contract	N6945018D0101	BSX, LLC	FP	SB	Single	4/2/2018	4/4/2018	5	4.0	2.8
SE	NO	Environmental MAC	N6945021R0001	Multiple	FP	SB	MAC			5	49.0	49.0

## PAC Existing Contracts

FEC	A/E? * (YES/NO)	CONTRACT TITLE (If Contract is recent award from Table 3 of Previous EBLAS, include HQ Tracking ID #)	CONTRACT NUMBER	CONTRACTOR NAME	CP, FP, or BOTH	SB or UB	SINGLE or MAC	PLANNED AWARD DATE	ACTUAL AWARD DATE	CONTRACT DURATION (Yrs)	TOTAL CAPACITY (\$M)	REMAINING CAPACITY (\$M)
PAC	YES	NEPA UB	N6274218D1802	Cardno GS - AECOM	FP	UB	Single	n/a	4/27/2018	5	65.0	13.9
PAC	YES	CLEAN V	N6274217D1800	AECOM	CP	UB	Single	n/a	8/29/2017	5	415.0	62.3
PAC	YES	NEPA SB	N6274217D1804	HMF Planners	FP	SB	Single	n/a	9/15/2017	5	20.0	15.6
PAC	YES	COMPLIANCE A-E FPIR	N6274217D1802	Element Environmental, LLC	FP	SB	Single	n/a	9/6/2017	5	47.0	6.2
PAC	NO	WW MRRSRE MAC (Master: N6274216R1800)	N6274217D1809 N6274217D1810 N6274217D1811 N6274217D1812	Bering Sea-Eccotech BERS-Weston ERRG USA Environmental	BOTH	SB	MAC	n/a	8/17/2017	5	235.0	204.0
PAC	NO	FRAC MAC (Master: N6274215R1806)	N6274216D1809 N6274216D1810 N6274216D1811 N6274216D1812 N6274216D1813	Cape Environmental Mgmt. Inc. EATC JV EERG Inc. Insight-ESI CKY Inc.	FP	SB	MAC	n/a	7/29/2016	5	40.0	9.9
PAC	NO	SB RAC IV	N6274216D1807	Cape Environmental Mgt. Inc.	CP	SB	Single	n/a	7/20/2016	5	260.0	94.9
PAC	YES	COMPLIANCE A-E WATER (NEW)	N6274222D1803	Engineering Concepts Inc	FP	SB	Single	n/a	2/4/2022	5	30.0	24.5
PAC	NO	CR MAC (Master: N6274219R1800)	N6274221D1800 N6274221D1801 N6274221D1802	Garcia and Associates IA LLC PCSI	FP	UB SB SB	MAC	n/a	5/19/2021	5	49.0	43.7
PAC	NO	NR MAC (Master: N6274222R1800)	N6274222D1810 N6274222D1811 N6274222D1812 N6274222D1813 N6274222D1814	Hamer Environmental L.P. HDR Env Ops & Constr Pacific Federal Management Inc. Sundance-EA Associates II JV Sustainable Resources Group	FP	UB SB SB SB	MAC	n/a	4/14/2022	5	49.0	47.5
PAC	YES	COMPLIANCE A-E FPIR	N6274214D1884	Element Environmental, LLC	FP	SB	Single	n/a	9/12/2014	5	25.5	4.5
PAC	YES	TAP WEST 2	N6274214D1863	Mantech SRS Technologies	FP	UB	Single	n/a	10/29/2013	7	85.0	16.8
PAC	YES	CLEAN IV	N6274212D1829	AECOM	CP	UB	Single	n/a	9/27/2012	5	98.5	2.3
PAC	NO	SB RAC III	N6274210D1804	Cape Environmental Mgt. Inc.	CP	SB	Single	n/a	2/3/2010	5	72.5	4.5
PAC	YES	COMPLIANCE A-E Water	N6274216D1800	Engineering Concepts Inc	FP	SB	Single	n/a	3/25/2016	5	20.0	5.0
PAC	NO	CR MAC (Master: N6274214R1888)	N6274215D1817 N6274215D1818 N6274215D1819 N6274215D1820	Cardno GS Inc. Garcia and Assoc International PCSI Inc	FP	UB UB SB SB	MAC	n/a	9/23/2015	5	40.0	23.1
PAC	NO	NR MAC (Master: N6274215R1804)	N6274215D1821 N6274215D1822 N6274215D1823 N6274215D1824 N6274215D1825	Cardno GS Inc HDR Environ Ops & Sundance EA Assoc JV Sustainable Res Grp SWCA Inc	FP	UB UB SB SB UB	MAC	n/a	9/16/2015	5	49.0	26.2
PAC	NO	FRAC MAC (Master: N6274221R1801)	N6274222D1815 N6274222D1816 N6274222D1817 N6274222D1818 N6274222D1819 N6274222D1820	CAPE ENVIRONMENTAL MANAGEMENT INC. EA ENGINEERING SCIENCE AND TECHNOLOGY INC ENVIRONMENTAL CHEMICAL CORPORATION ENGINEERING/REMEDIATION RESOURCESGROUP, INC. INSIGHT-ESI, LLC NOREAS DAWSON ENVIRONMENTAL REMEDIATION JV	FP	SB	MAC	n/a	9/15/2022	8	120.0	119.6
PAC	NO	SB RAC V	N6274222D1800	Cape-Weston JV, LLC	CP	SB	Single	n/a	3/29/2022	5	245.0	236.2
PAC	NO	HW MGT SERVICES JBPHH	N6274218D1801	Pacific Commerical Services	FP	SB	Single	n/a	9/20/2018	5	10.0	0.7
PAC	YES	CLEAN VI	N6274223D1802	AECOM	CP	UB	Single	n/a	1/30/2023	5	239.0	181.2
PAC	YES	New PAC Compliance A-E FPIR	N6274223D1805	Element Environmental, LLC	FP	SB	Single	n/a	5/18/2023	5	49.0	49.0
PAC	YES	PAC SB NEPA	N6274223D1804	Helber Hastert & Fee Planners Inc	FP	SB	Single	n/a	5/11/2023	5	20.0	20.0
FAR EAST	NO	Environmental Compliance Services to Support of the Navy and Other DoD Installations Japan (Master: N4008416R0040)	N4008417D0067 N4008417D0068 N4008417D0069	OYO Corporation Hawaii International Environmental Services, Inc. Environmental Science Corporation	FP	UB	MAC	n/a	9/23/2017	5	12.0	6.6



FAR EAST	NO	REGIONAL OIL & HAZARDOUS SUBSTANCES SPILL RESPONSE SERVICES FOR NAVFAC FAR EAST, JAPAN	N4008421D0056	Maritime Disaster Prevention Center	FP	UB	Single		1/7/2021	8	6.8	6.0
FAR EAST	NO	Environmental Testing Services at Various U.S. Navy, Marine Corps, Army and Air Force Bases and Facilities Throughout Japan, Singapore, and Republic of Korea	N4008420D0051	CHUGAI TECHNOS CORPORATION	FP	UB	Single		6/4/2020	5	18.0	17.4
FAR EAST	NO	N4008422R0085, ENVIRONMENTAL COMPLIANCE SERVICES IN SUPPORT OF THE NAVY AND OTHER DOD INSTALLATIONS JAPAN(	N4008423D0085	ENVIRONMENTAL SCIENCE CORPORATION	FP	UB	MAC		12/15/2022	8	25.0	24.3
			N4008423D0086	HAWAII INTERNATIONAL ENVIRONMENTAL SERVICE INC. JAPAN BRANCH OFFICE								
			N4008423D0087	OYO CORPORATION, PACIFIC								
NW	NO	Environmental Laboratory Sampling	N4425520D5004	Kane Environmental, EA Engineering, Science, and	FP	SB	Single		3/17/2020	5	4.0	3.1
NW	NO	LTM O&M Environmental Services	N4425520D6006		FP	SB	Single		1/31/2020	5	36.8	21.1
NW	YES	IDIQ A/E Contract for Environmental Restoration Projects	N4425520D5006	Liberty JV	FP	SB	Single		7/9/2020	5	40.0	19.3
NW	NO	Forestry FY22-FY26 IDIQ Contract	N4425523D2001	ROOTS FORESTRY CONSULTING, LLC	FP	SB	Single		1/31/2023	5	4.5	4.46
SW	YES	Compliance	N6247316D2405	MMEC	FP	SB	Single	6/23/2016	6/23/2016	6.75	120.0	19.5
SW	YES	Stormwater	N6247321D1816	Nicklaus AMEC JV	FP	SB	Single	7/30/2021	9/27/2021	5	100.0	90.0
SW	NO	Lab Services	N6247317D0013	APTIM Federal Services LLC	FP	UB	Single	10/1/2017	8/25/2017	5	49.0	14.0
SW	NO	Env Services for IW/OW, CSW, HW/OHS	N6247322D1811	APTIM Federal Services LLC	FP	UB	Single	5/27/2022	5/26/2022	8	117.7	95.6
SW	NO	OHS/HW BPA	N6247322A1811	Black Gold Industries	FP	SB	Single	11/17/2021	11/18/2021	5	5.0	4.9
SW	NO	OHS/HW BPA	N6247322A1812	G2RJ Inc DBA Trevet	FP	SB	Single	11/18/2021	11/18/2021	5	5.0	3.5
SW	NO	Natural Resources	N6247319D6005	(4 awardees)	FP	SB	MAC	11/11/2019	3/2/2020	5	30.0	10.5
SW	NO	Habitat Enhancement	N6247314D4807	(2 awardees)	FP	SB	MAC	8/28/2015	8/17/2016	6.5	45.0	2.9
SW	NO	Marine Habitat	N6247321D1811	(4 awardees)	FP	SB	MAC	4/15/2021	4/15/2021	8	15.0	12.7
SW	NO	MCAGCC Training Support	N6247318D4603	Vernadero Grp Inc	FP	SB	Single	9/28/2018	9/28/2018	4	30.0	15.0
SW	NO	Cultural Resources	N6247320D0008	(4 awardees)	FP	SB	MAC	11/1/2019	12/5/2019	5	30.0	12.6
SW	NO	Curation	N6247320D0040	SD Archaeological Center Inc	FP	UB	Single	4/1/2020	4/1/2020	5	1.0	0.4
SW	YES	NEPA	N6247319D2804	ADANTA, Inc	FP	SB	Single	5/30/2019	5/30/2019	5	4.0	2.4
SW	NO	8(a) EMAC	N6247318D2003	(5 awardees)	FP	SB	MAC	10/31/2019	9/29/2021	5	95.0	89.3
SW	NO	SB EMAC	N6247316D8014	(5 awardees)	FP	SB	MAC	8/4/2020	9/29/2021	5	240.0	236.6
SW	NO	MARAC	N6247318D2418	(6 awardees)	CP	SB	MAC	9/27/2021	9/20/2021	5	240.0	239.1
SW	NO	RADMAC	N6247315D0811	(6 awardees)	FP	UB	MAC	3/14/2017	3/14/2017	6	327.0	40.2
SW	YES	TAP III	N6247321D2212	Mantech SRS	FP	UB	Single	4/13/2021	4/13/2021	7	100.0	82.4
SW	YES	CERCLA/RCRA	N6247318D0202	Trevet Bay West JV	FP	SB	Single	4/30/2018	4/10/2018	5	100.0	5.2
SW	NO	RANGE SUSTAINMENT AND REMEDIATION SERVICES ENVIRONMENTAL MULTIPLE AWARD CONTRACT (RSR EMAC III)	N6247322R3432	BERING SEA ECCOTECH, INC.	FP	SB	MAC	n/a	12/13/2022	7	95.0	90.0
				PIKA-INSIGHT JV, LLC								
				HLV/RH FEDERAL SERVICES, LLC								
				EA-RELYANT JV								
				ENGINEERING/REMEDIATION/RESOURCES GROUP, INC.								
MARIANAS	NO	Environmental Compliance IDIQ Services at Joint Region Marianas (JRM)	N4019221D1820	SUNDANCE-EA ASSOCIATES II	FP	SB	Single		1/20/2021	5	30.0	23.5
MARIANAS	NO	Environmental IDIQ Services for Hazardous Waste, Hazardous Material, Other Regulated Waste, and Spill Response at Joint Region Marianas, Guam	N4019220D1800	LANDSCAPE MANAGEMENT SYSTEMS, INC.	FP	SB	Single		4/10/2020	5	25.0	13.8

## EXWC Existing Contracts

FEC	A/E? (YES/NO)	CONTRACT TITLE (If Contract is recent award from Table 3 of Previous EBLAS, include HQ Tracking ID)	CONTRACT NUMBER	CONTRACTOR NAME	CP, FP, or BOTH	SB or UB	SINGLE or MAC	PLANNED AWARD DATE	ACTUAL AWARD DATE	CONTRACT DURATION (Yrs)	TOTAL CAPACITY (\$M)	REMAINING CAPACITY (\$M)
EXWC	YES	EXWC EV/32: Environmental Science & Engineering A-E Contract	N3943022D2400	GEOSYNTEC-JACOBS	CP	UB	Single	6/1/2021	11/30/2021	5	99.00	98.00
EXWC	YES	ESTS Contract	N3943016D1802	Battelle	CP	UB	Single	6/7/2016	6/3/2016	5	99.50	2.15
EXWC	NO	ENVIRONMENTAL SERVICES CONTRACT (US & Outlying Territories - 8a Sole Source) - NAVAC EXWC Environmental Department is soliciting a contract to support it in its mission to provide environmental services to Department of the Navy (DoN) and Department of Defense (DoD), and other federal installations. This contract is needed to supplement the in-house scientific and engineering expertise that EXWC provides to the DoN's and DoD's environmental programs.	N3943020D2233	Del Mar Environmental & Construction Services	CP	SB	Single	4/14/2020	6/30/2020	5	4.00	1.70

## ENCLOSURE A.2 – PROPOSED CONTRACTS

### LANT Proposed Contracts

FEC	A/E? (YES/NO)	Internal HQ Tracking ID*	CONTRACT TITLE	CP, FP, or BOTH	SB or UB	SINGLE or MAC	CA - INDICATE EITHER GRANTS.GOV, CESU, or SS	CONTRACT DURATION (Yrs)	TOTAL CAPACITY (\$M)	SAM DATE	AWARD DATE
LANT	YES		Air Compliance	FP	SB	Single		5	85	FY21 Q4	FY24 Q2
LANT	NO		MAC RAC	CP	SB	MAC		5	240	FY23 Q3	FY24 Q2
LANT	YES		Water/Wastewater Compliance	FP	UB	Single		5	60	FY23 Q4	FY24 Q4
LANT	YES		Multi-media	FP	UB	Single		5	80	FY23 Q3	FY24 Q4
LANT	YES		POL/Waste Management	FP	UB	Single		5	150	FY24 Q4	FY25 Q4
LANT	YES		NEPA Operations and Range Sustainment	FP	UB	Single		5	50	FY24 Q1	FY25 Q1
LANT	NO		Range Sustainment and Operational Range Clearance (ORC)	FP	SB	Single		5	4.5	N/A	FY23 Q4
LANT	YES		CLEAN (ML, WASH, PR)	CP	UB	Single		5	480	FY25 Q1	FY26 Q2
LANT	NO		RAC	CP	SB	Single		5	95	FY24 Q4	FY25 Q4
LANT	NO		8a Terrestrial Natural Resources Management IDIQ	FP	SB	Single		5	4.5	N/A	FY25 Q2
LANT	NO		8a Cultural Resources Management IDIQ	FP	SB	Single		5	4.5	N/A	FY25 Q4
LANT	NO		Cultural Resources IDIQ	FP	SB	Single		5	4.5	N/A	FY25 Q3
LANT	NO		Coastal Resiliency	FP	SB	Single		5	22	FY24 Q1	FY25 Q3
LANT	NO		Marine Species Monitoring Contract	FP	UB	Single		5	75	FY24 Q4	FY25 Q4
LANT	NO		Cooperative Agreement	FP	NA	NA	SS	Varies	0.4	N/A	FY23 Q4
LANT	NO		Cooperative Agreement	FP	NA	NA	SS	Varies	0.4	N/A	FY24 Q4
LANT	NO		Cooperative Agreement	FP	NA	NA	SS	Varies	0.4	N/A	FY25 Q4
ML	NO		8A contract support within the EV35 AOR within NAVFAC MIDLANT	FP	SB	Single		5	4		FY23 Q3
ML	NO		8A contract support within the EV35 AOR within NAVFAC MIDLANT	FP	SB	Single		5	4		FY24 Q3
ML	NO		8A contract support within the EV34 AOR within NAVFAC MIDLANT	FP	SB	Single		5	4		FY23 Q3
ML	NO		8A contract support within the EV34 AOR within NAVFAC MIDLANT	FP	SB	Single		5	4		FY24 Q2
ML	NO		8A contract support within the EV34 AOR within NAVFAC MIDLANT	FP	SB	Single		5	29		FY24 Q2
ML	NO		8(a) IDIQ, Natural and Cultural Resources, MIDLANT AOR	FP	SB	Single		4	4	FY23 Q1	FY23 Q3
ML	NO		Environmental Planning and Conservation Services, MIDLANT AOR	FP	SB	Single		5	10	FY23 Q4	FY24 Q4
ML	NO		EMAC for Environmental Services and Remedial Actions at NAVSTA Great Lakes, NSA Crane, and MIDLANT AOR	FP	SB	MAC		5	30	FY22 Q3	FY23 Q1
ML	NO		Develop a new 8(a) IDIQ Contract for Environmental Studies, Remediation, and Other Environmental Support Services with Koman Government Solutions, LLC	FP	SB	Single		5	4.5	N/A	FY23 Q1
ML	YES		New POL IDIQ for NAVFAC MIDLANT EV Core	FP	UB	Single		5	25	FY22 Q4	FY23 Q3
ML	NO		Environmental Services and Regulated Waste Management for Marine	FP	UB	Single		4	20	FY24 Q2	FY24 Q2
ML	NO		Cooperative Agreement NR	FP	NA	NA	CESU	Varies	0.2	N/A	FY23 Q4
ML	NO		Cooperative Agreement BRAC	FP	NA	NA	Grants.gov	Varies	1	N/A	FY23 Q4
ML	NO		Cooperative Agreement NR	FP	NA	NA	CESU	Varies	0.3	N/A	FY24 Q4
ML	NO		Cooperative Agreement BRAC	FP	NA	NA	Grants.gov	Varies	1.1	N/A	FY24 Q4
ML	NO		Cooperative Agreement NR	FP	NA	NA	CESU	Varies	0.3	N/A	FY25 Q4
ML	NO		Cooperative Agreement BRAC	FP	NA	NA	Grants.gov	Varies	1.2	N/A	FY25 Q4
ML	YES		Environmental Laboratory Services Contract Hampton Roads area, Virginia	FP	SB	Single		3	5	FY24 Q2	FY25 Q1
SE	YES		\$10M Alaskan 8A ERN RAC	FP	SB	Single		5	16	FY24 Q1	FY24 Q3
SE	YES		\$4M ETS ERN RAC	FP	SB	Single		5	4	FY24 Q2	FY25 Q2
SE	NO		\$4.5M AST/UST Inspect/Test ETS	FP	SB	Single		5	4.5	FY23 Q1	FY24 Q4
SE	NO		\$4.5M UST/AST East ETS	FP	SB	Single		5	4.5	FY23 Q1	FY23 Q4
SE	NO		\$10M UST/AST West ETS	FP	SB	Single		5	10	FY22 Q4	FY23 Q4
SE	NO		\$4.5M UST/AST Central ETS	FP	SB	Single		5	4.5	FY23 Q1	FY23 Q4
SE	YES		\$10M Haz Waste Management East	FP	SB	Single		5	10	FY22 Q2	FY23 Q4
SE	YES		\$10M Haz Waste Management West	FP	SB	Single		5	10	FY22 Q2	FY24 Q2
SE	NO		\$4.5M Waste/SA Range Clearance	FP	SB	Single		5	4.5	FY25 Q1	FY25 Q3
SE	NO		\$4M Operational Range Clearance	FP	SB	Single		5	4	FY23 Q1	FY23 Q3
SE	NO		\$4.5M AFFF/Waste Management East	FP	SB	Single		5	4.5	FY25 Q1	FY25 Q3
SE	NO		\$4.5M AFFF/Waste Management West	FP	SB	Single		5	4.5	FY24 Q1	FY24 Q3
SE	NO		\$4M Natural Resources	FP	SB	Single		5	4	FY23 Q4	FY25 Q1
SE	NO		\$4M Natural Resources	FP	SB	Single		5	4	FY22 Q2	FY23 Q2
SE	NO		\$4.5M Cultural Resources	FP	SB	Single		5	4.5	FY22 Q3	FY23 Q3
SE	NO		\$4M Invasive Species	FP	SB	Single		5	4	FY23 Q4	FY25 Q1
SE	YES		\$15M Water IDIQ	FP	SB	Single		5	15	FY24 Q2	FY25 Q3
SE	YES		\$5M Air Compliance IDIQ East	FP	SB	Single		5	5	FY26 Q2	FY27 and beyond
SE	YES		\$5M Air Compliance IDIQ West	FP	SB	Single		5	5	FY26 Q2	FY27 and beyond
SE	NO		Cooperative Agreement NR	FP	NA	NA	CESU	Varies	1.2	N/A	FY23 Q4
SE	NO		Cooperative Agreement NR	FP	NA	NA	SS	Varies	0.8	N/A	FY23 Q4
SE	NO		Cooperative Agreement NR	FP	NA	NA	CESU	Varies	1.2	N/A	FY24 Q4
SE	NO		Cooperative Agreement NR	FP	NA	NA	SS	Varies	0.8	N/A	FY24 Q4
SE	NO		Cooperative Agreement NR	FP	NA	NA	CESU	Varies	1.5	N/A	FY25 Q4
SE	NO		Cooperative Agreement NR	FP	NA	NA	SS	Varies	0.8	N/A	FY25 Q4
WASH	NO		Laboratory Services	FP	SB	Single		5	4	N/A	FY25 Q4
WASH	NO		Multi-Media Environmental Compliance Services, with an Emphasis on Storm Water, Wastewater, and Drinking Water	FP	SB	Single		5	30	N/A	FY26 Q1
WASH	NO		Multi-Media Environmental Compliance Services, with an Emphasis on Tanks, HMI, and Air	FP	SB	Single		5	30	N/A	FY26 Q3
WASH	NO		ERN Program Support	FP	SB	Single		5	4	N/A	FY24 Q3
WASH	YES		EV2 Planning and Conservation IDIQ	FP	SB	Single		5	25	FY24 Q1	FY25 Q3
WASH	YES		Multi-Installation LTM	FP	SB	Single		5	10	N/A	FY24 Q4
WASH	NO		Cooperative Agreement NR	FP	NA	NA	SS	Varies	1	N/A	FY23 Q4
WASH	NO		Cooperative Agreement NR	FP	NA	NA	SS	Varies	1	N/A	FY24 Q4
WASH	NO		Cooperative Agreement NR	FP	NA	NA	SS	Varies	1	N/A	FY25 Q4
EUR	NO		Bahrain, UAE & Oman Spill Response BPA (Blanket Purchase Agreement)	FP	UB	Single		5	10		FY22 Q4
EUR	NO	EU-25-01	Installation EV Technician (Seaport-E), Redzikowo	FP	SB	Single		5	0.2		FY25 Q2
EUR	NO	EU-25-02	Various types of environmental testing throughout Italy	FP	UB	Single		5	1.5		FY25 Q2



## PAC Proposed Contracts

FEC	A/E? * (YES/NO)	Internal HQ Tracking ID*	CONTRACT TITLE	CP, FP, or BOTH	SB or UB	SINGLE or MAC	CA - INDICATE EITHER GRANTS.GOV, CESU, or SS	CONTRACT DURATION (Yrs)	TOTAL CAPACITY (\$M)	SAM DATE	AWARD DATE
PAC	YES		PAC UB NEPA	FP	UB	Single		5	99	FY23 Q2	FY24 Q1
PAC	YES		PAC TAP West IV	FP	UB	Single		7	TBD		FY27 and beyond
PAC	YES		PAC Compliance A-E Water	FP	SB	Single		5	TBD		FY27 and beyond
PAC	NO		NR MAC IV	FP	SB	MAC		7	TBD		FY27 and beyond
PAC	NO		CR MAC IV	FP	SB	MAC		7	70		FY26 Q3
PAC	NO		SB RAC VI	CP	SB	Single		5	TBD		FY27 and beyond
NW	NO		CULTURAL RESOURCES 8A	FP	SB	Single		3	3.5		tbd
SW	NO		Env Conservation - Habitat Invasive Species Services	FP	SB	MAC	n/a	8	98.5	FY22 Q2	FY23 Q3
SW	NO		Env Compliance - Lab	FP	UB	Single	n/a	7	50	FY22 Q4	FY23 Q3
SW	YES		Env Compliance - Compliance and Technical Services	FP	SB	Single	n/a	5	100	FY22 Q3	FY24 Q1
SW	YES		Env Restoration - CERCLA/RCRA	FP	SB	Single	n/a	5	95	FY22 Q4	FY24 Q1
SW	NO		Env Restoration - RADMAC III	FP	UB	MAC	n/a	8	240	FY23 Q3	FY24 Q3
SW	YES		Env Restoration - CLEAN V	CP	UB	Single	n/a	8	240	FY22 Q4	FY24 Q3
SW	YES		Env Planning - NEPA	FP	UB	Single	n/a	8	55	FY24 Q3	FY24 Q4
SW	NO		Env Planning - NEPA ELIN	FP	TBD	MAC	n/a	7	30	FY24 Q1	FY25 Q1
SW	NO		Natural Resources	FP	SB	MAC		8	99		
SW	NO		Cultural Resources	FP	SB	MAC		8	50	FY24 Q3	FY25 Q1
SW	NO		Curation	FP	UB	Single		8	2	FY24 Q4	FY25 Q2
SW	NO		Cooperative Agreement (grants.gov)	FP	SB	Single	Grants.gov	various	various	various	various
SW	NO		Cooperative Agreement (CESU)	FP	SB	Single	CESU	various	various	various	various
SW	NO		Cooperative Agreement (single source)	FP	SB	Single	SS	various	various	various	various
SW	NO		Env - Admin Record	FP	TBD	Single	n/a	tbd	tbd	tbd	Q1 FY24
HAWAII	NO		NAVFAC HI Hazardous Waste Services Contract	FP	UB	Single		5	40		FY24 Q1
HAWAII	NO		NAVFAC HI Oily Waste/Spill Services Contract	FP	UB	Single		5	53		FY24 Q1

## EXWC Proposed contract

CONTRACT TITLE	CP, FP, or BOTH	SB or UB	SINGLE or MAC	CA - INDICATE EITHER GRANTS.GOV, CESU, or SS	CONTRACT DURATION (Yrs)	TOTAL CAPACITY (\$M)	SAM DATE	AWARD DATE
8A IDIQ Environmental Services Contract	BOTH	SB	Single		5	20,000	FY23 Q1	FY23 Q3